

DAFTAR PUSTAKA

- Aji, Bimo Bayu. 2012. Pengaruh Corporate Governance Terhadap Manajemen Laba Pada Perusahaan Manufaktur Di Bursa Efek Indonesia. Skripsi. Fakultas Ekonomika Dan Bisnis Universitas Diponegoro.
- Andayani, Tutut Dwi. 2010. Pengaruh Karakteristik Dewan Komisaris Independen Terhadap Manajemen Laba (Studi Pada Perusahaan Manufaktur yang Terdaftar di Bursa Efek Indonesia). Tesis, Program Magister Sains Akuntansi, Semarang: UNDIP
- Boediono. 2005. Kepemilikan saham oleh pihak manajemen dari seluruh modal saham perusahaan yang dikelola. Teori tentang kepemilikan manajerial.
- Gitman. 2009. *Agency problem* masalah yang timbul akibat tindakan manajer yang telah menguntungkan. Teori.
- Ghozali, Imam. 2013. Aplikasi Analisis Multivariate Dengan Program IBM SPSS 21. Semarang: Badan Penerbit Universitas Diponegoro.
- Hadi, Nor. 2014. Corporate Social Responsibility. Yogyakarta: Graha Ilmu. Hardikasari, Eka. 2011. Pengaruh Penerapan Corporate Governance Terhadap Kinerja Keuangan
- Herianto. 2013. Pengaruh Good Corporate Governance Terhadap Kualitas Laba Perusahaan Manufaktur yang Terdaftar di Bursa Efek Indonesia. Skripsi. Fakultas Ekonomi dan Bisnis Universitas Hasanudin.
- Hidayat, Rustam. 2015. Pengaruh Mekanisme Good Corporate Governace Terhadap Profitabilitas

Perusahaan. Skripsi Fakultas Ilmu Administrasi Universitas Brawijaya Malang.

Irmayanti. 2016. Pengaruh karakteristik perusahaan terhadap *Good Corporate Governance*. Skripsi .

Istighfarin, Diana. 2015. Pengaruh Good Corporate Governance Terhadap Profitabilitas pada Badan Usaha Milik Negara (BUMN). E-Jurnal Akuntansi Universitas Udayana Vol.13.No.2 (hlm: 564-581).

Kean. 2006. GCG pada dasarnya menyangkut masalah siapa untuk mengendalikan jalannya korporasi. Teori tentang GCG.

Purba, Eka Susiyanti. 2011. Analisis Pengaruh Good Corporate Governance terhadap Kinerja Keuangan Perusahaan Perbankan yang Terdaftar di Bursa Efek Indonesia. Skripsi, Program Studi Strata-1 Akuntansi, Medan: USU.

Rahmawati. 2013. Pengaruh *Good Corporate Governance* terhadap manajemen laba perbankan. Skripsi, Program Studi Strata-1 Akuntansi, Malang.

Sabrinna 2010. Kepemilikan institusional dan kepemilikan manajerial adalah dua mekanisme GCG.

Selvy, Abdilah. 2014. Pengaruh Good Corporate Governance Terhadap Laba Perusahaan Manufaktur Yang Terdaftar Pada BEI. Skripsi Program Studi Akuntansi, Fakultas Ekonomika Dan Bisnis Universitas Kanjuruhan, Malang.

Siti. 2011. Kinerja keuangan merupakan penentuan ukuran-ukuran tertentu yang dapat mengukur keberhasilan suatu perusahaan. Teori.

- Sugiyono. 2015. Metode kuantitatif dinamakan metode tradisional, karena metode ini sudah lama digunakan oleh para peneliti. Teori tentang metode kuantitatif.
- Tarjo. 2008. Pengaruh Konsentrasi Kepemilikan Institusional dan Leverage terhadap Manajemen Laba, Nilai Pemegang Saham Serta Cost Of Equity Capital. Pontianak: Simposium Nasional Akuntansi XI, IAI, 2008.
- Wahyudi. 2006 struktur kepemilikan merupakan jenis institusi perusahaan. Teori tentang kepemilikan institusional.
- Wening, Kartikawati. 2009. Pengaruh Kepemilikan Institusional Terhadap Kinerja Keuangan Perusahaan. <http://hana.wordpress.com>. Diakses tanggal 27 April 2010.
- Widodo. 2017. Dokumentasi adalah kegiatan pengumpulan data yang dilakukan menggunakan penelusuran dokumen. Teori metode dokumentasi.

Lampiran 1 : Berita Acara Bimbingan Revisi Skripsi



UNIVERSITAS PGRI ADI BUANA SURABAYA FAKULTAS EKONOMI

Kampus : Jl. Dukuh Menanggal XII/4, Telp- Fax. 031-8281183 Surabaya 60234
Website : <http://www.unipasby.ac.id>

BERITA ACARA BIMBINGAN REVISI SKRIPSI

Nama : Nizar Washito
 NIM / Program Studi : 15160.0242 , Akuntansi
 Judul Skripsi : Pengaruh Good Corporate Governance terhadap Laba Perusahaan (studi kasus Perusahaan Kontruksi yang terdaftar di BEI periode 2012- 2018)
 Tanggal Ujian Skripsi : 26 Juli 2019
 Penguji : 1. Sugijanto, Drs., M. Ak
 2. Siti Samsiyah, SE, MM

No	Tanggal	Materi Konsultasi	Paraf Penguji
1		<p><i>Survei APSS terhadap alasan tidak registrasi dan pada waktu itu</i></p>	
2			
3			
4			
5			
6			
7			
8			











Penguji I.





Surabaya, _____
 Penguji II.

Lampiran 2 : Berita Acara Bimbingan Skripsi.

BERITA ACARA BIMBINGAN SKRIPSI

- 1 Nama Mahasiswa : Nizar Waskito
 2 NIM : 151600242
 3 Program Studi : Akuntansi
 4 Tanggal Mengajukan Skripsi : 19 Oktober 2018
 5 Judul Skripsi : Pengaruh Good Corporate Governance Terhadap Iaba Keuangan Perusahaan (Dtadi Kasus Perusahaan Kontruksi Yang Terdaftar Di Bursa Efek Indonesia Periode 2016-2017)
 6 Dosen Pembimbing : 1) Drs. Sigit Prihanto U.S.E., M.M
 2) Dr. Taudiikhui Afkar, S.Pd., M.Pd
 7 Konsultasi :

No	Tanggal	Paraf Pembimbing	Uraian/Kegiatan
1	19-10-2018		Judul dan Matrik (Revisi)
2	20-10-2018		Judul (Acc)
3	31-10-2018		Matrik (Revisi)
4	02-11-2018		Matrik (Acc)
5	14-11-2018		Penelitian Terdahulu (Acc)
6	17-12-2018		Bab I, II, III (Revisi)
7	02-01-2019		Bab I, II, III (Revisi)
8	14-01-2019		Bab I, II, III (Revisi)
9	01-02-2019		Bab I, II, III (Acc)
10	26-03-2019		Seminar Proposal

11	12-04-2019		Bab IV dan V (Revisi)
12	16-05-2019		Bab IV dan V (Revisi)
13	13-06-2019		Bab IV dan V (Revisi)
14	17-06-2019		Bab IV dan V (Acc)

8 Tanggal selesai menulis skripsi : 17 Juni 2019

9 Telah diuji dengan nilai :

Surabaya, 15 Juli 2019


Dosen Pembimbing I,



Drs Sigit PU, S.E., M.M

NIP/NPP. 8706188/DY

Dosen Pembimbing II,



Dr. Taudlikhul Afkar,
S.Pd., M.Pd

NIP/NPP. 1607787/ DY

Lampiran 3 : Daftar Hadir Peserta Seminar Proposal.



UNIVERSITAS PGRI ADI BUANA SURABAYA
 FAKULTAS EKONOMI
 Jl. Dukuh Menanggal XII/4, Telp-Fax. 031-8281183 Surabaya 60234
 Website: <http://www.fe.unipasbv.ac.id>

DAFTAR HADIR PESERTA SEMINAR PROPOSAL

Judul : PENGARUH GOOD CORPORATE GOVERNANCE TERHADAP LABA KEUANGAN PERUSAHAAN (Study Kasus Perusahaan Kontruksi Yang Terdaftar Di Bursa Efek Indonesia)

Nama Pembicara : Nizar Waskito
 NIM : 151600242
 Fakultas/Jurusan : Ekonomi/ Akuntansi
 Angkatan : 2015
 Hari/Tanggal : Jum'at, 18 Januari 2019
 Dosen Pembimbing : 1. Drs. Sigit Prihanto Utomo, S.E., M.M
 2. Dr. Taudlikhul Afkar, S.Pd., M.Pd

NO	NAMA	NIM	PRODI	TANDA TANGAN	
1	Ayu Febrina A	151600181	Akuntansi	1.	2.
2	Trias Aji	151600170	Akuntansi	3.	4.
3	Anisa Nurrahmah	151600010	Akuntansi	5.	6.
4	Reza. Angraeni	151600065	Akuntansi	7.	8.
5	RISKA RIZKI HARI UTARI	151600240	AKUNTANSI	9.	10.
6	Twenty Apriliana	151600087	Akuntansi		
7	Siti Tumimah	151600095	Akuntansi		
8	Annisa Salsabilah H	151600226	Akuntansi		
9	Anis Zamrohm M	151500444	Manajemen		
10	Indah Fetno P.	151500035	Manajemen		



UNIVERSITAS PGRI ADI BUANA SURABAYA
FAKULTAS EKONOMI

Jl. Dukuh Menanggal XII/4, Telp-Fax. 031-8281183 Surabaya 60234

Website: <http://www.fe.unipasby.ac.id>

11	RENA NOVIANA	151600042	Akuntansi	11.	
12	Brian Purnomo	151600179	"		12.
13	Patmo Melado	151600051	"	13.	
14	Silvia Dan	151600027	"		14.
15	Nurma Ika	151600080	"	15.	
16	Rizka Dwi A	151600079	"		16.
17	Farida	151600074	"	17.	
18	Muharrom	151600066	"		18.
19	Ika pandu	151600256	"	19.	
20	Merinda Pahlawanti	171600133	"		20.
21	Maulo MJ	171600170	"	21.	
22	Isniatul Nakhidah	151600155	"		22.
23	Lidia Ayu Veronika	151600103	"	23.	
24	Falentina P.	151600222	"		24.
25	CAROLUS	151600107	11	25.	
26	RIZKI A. W	151600133	"		26.
27	ILHAM TRI AGUSTIAN	151600068	PENGAS	27.	
28	ACHMADATIQUILLAH	151600197	"		28.
29	Pramidya Dwi F	151600008	BK	29.	
30	Vania Oktia M.	15-SSD-0068	Matematika		30.

Mengetahui,

Dosen Pembimbing I,

Drs. Sigit Prihanto Utomo, S.E., M.M
NPP/NIP : 8706188/DY

Dosen Pembimbing II,

Df. Taudlikhu Afkar, S.Pd., M.Pd
NPP/NIP : 1607787/DY

LAMPIRAN 4 (INDIKATOR VARIABEL X)

ANALISIS DESKRIPTIF KOMITE AUDIT

No	Emiten	Komite Audit			rata-rata
		2016	2017	2018	
1	PT Adhi Karya Tbk.	3	3	3	3
		3	4	3	3.333333
		0	3	5	2.666667
		4	5	4	4.333333
2	PT PP (Persero) Tbk.	3	6	3	4
		4	4	3	3.666667
		6	6	4	5.333333
		3	5	6	4.666667
3	PT WIKA	5	5	4	4.666667
		5	4	4	4.333333
		4	3	5	4
		4	5	6	5
4	PT WASKITA (Persero) Tbk.	3	4	4	3.666667
		4	5	4	4.333333
		4	4	3	3.666667
		6	6	6	6
Rata-rata		3.8125	4.5	4.1875	4.166667

ANALISIS DESKRIPTIF DEWAN KOMISARIS

No	Emiten	Dewan Komisaris			rata-rata
		2016	2017	2018	
1	PT Adhi Karya Tbk.	0,50	0,33	0,50	0,44
		0,28	0,43	0,28	0,33
		0,33	0,28	0,33	0,31
		0,29	0,33	0,28	0,30
2	PT PP (Persero) Tbk.	0,33	0,17	0,40	0,30
		0,27	0,28	0,14	0,23
		0,33	0,25	0,43	0,34
		0,50	0,33	0,40	0,41
3	PT WIKA	0,28	0,33	0,50	0,37
		0,14	0,50	0,43	0,36
		0,33	0,43	0,33	0,36
		0,28	0,28	0,43	0,33
4	PT WASKITA (Persero) Tbk.	0,28	0,28	0,28	0,28
		0,33	0,33	0,43	0,36
		0,50	0,43	0,28	0,40
		0,33	0,17	0,50	0,33
Rata-rata		0,33	0,32	0,37	0,34

ANALISIS DESKRIPTIF KEPEMILIKAN INSTITUSIONAL

No	Emiten	Kepemilikan Institusional			rata-rata
		2016	2017	2018	
1	PT Adhi Karya Tbk.	2,069	1,007	0,935	1,538
		1,062	1,006	5,979	2,682
		1,010	4,906	1,110	2,342
		2,032	1,158	13,335	5,508
2	PT PP (Persero) Tbk.	11,050	9,009	2,009	7,356
		8,108	1,007	1,158	3,424
		1,428	0,981	0,948	1,428
		2,011	2,299	14,225	6,178
3	PT WIKA	0,780	1,093	0,976	1,093
		0,929	0,930	0,929	0,929
		0,972	3,009	7,980	5,495
		9,990	12,009	12,009	11,336
4	PT WASKITA (Persero) Tbk.	1,029	1,046	1,079	1,051
		1,028	1,028	3,919	1,992
		1,820	11,989	9,278	7,696
		2,003	13,007	12,092	9,034
Rata-rata		3,434	4,541	7,014	4,996

ANALISIS DESKRIPTIF KEPEMILIKAN MANAJERIAL

No	Emiten	Kepemilikan Manajerial			rata-rata
		2016	2017	2018	
1	PT Adhi Karya Tbk.	0,010	4,290	1,206	2,748
		0,101	0,503	0,182	0,262
		0,302	0,924	0,092	0,439
		0,411	2,003	6,902	4,452
2	PT PP (Persero) Tbk.	0,702	0,212	0,917	0,610
		0,689	0,320	2,751	2,751
		0,770	0,198	0,951	0,640
		1,007	1,012	2,035	1,351
3	PT WIKA	4,987	0,161	0,995	4,987
		0,754	0,483	0,929	0,744
		0,819	0,793	0,998	0,870
		1,091	2,003	0,991	1,547
4	PT WASKITA (Persero) Tbk.	1,003	2,007	0,916	1,505
		0,967	5,039	0,440	5,039
		2,875	0,099	6,045	4,460
		0,741	3,751	7,049	5,400
Rata-rata		2,192	2,872	4,331	3,132

LAMPIRAN 5

a. LAPORAN KEUANGAN PT ADHI KARYA Tbk.

PT ADHI KARYA (Persero) Tbk DAN ENTITAS ANAK
LAPORAN LABA RUGI DAN PENGHASILAN
KOMPRESIF LAIN INTERIM
KONSOLIDASIAN
 Untuk Periode 3 (Tiga) Bulan yang Berakhir pada Tanggal
 31 Maret 2016 dan 2015 (Tidak Diaudit)
 (Dalam Rupiah Penuh)

PT ADHI KARYA (Persero) Tbk AND SUBSIDIARIES
THE INTERIM CONSOLIDATED STATEMENTS OF
PROFIT OR LOSS AND
OTHER COMPREHENSIVE INCOME
 For the 3 (Three) Months Periods Ended on
 March 31, 2016 and 2015 (Unaudited)
 (In Full of Rupiah)

		31 Maret 2016	31 Maret 2015	
	Catatan/	Maret 31, 2016	Maret 31, 2015	
	Notes	Rp	Rp	
PENDAPATAN USAHA	34	1,328,068,107,488	1,240,580,741,413	REVENUES
BEBAN POKOK PENDAPATAN LABA KOTOR	35	1,207,729,996,000	1,100,075,961,486	COST OF REVENUES
		120,338,111,488	132,504,779,927	GROSS PROFITS
Pendapatan Bunga	37	48,820,472,308	6,896,873,180	Interest Income
Laba Selaku Kurs - Bersih				Gain on Foreign Exchange - Net
Beban Usaha	38	(77,246,923,969)	(89,076,710,476)	Administration and General Expenses
Penjualan Planungan Nila Pukung	39	(1,812,941,895)	(1,691,187,120)	Allowance for Impairment of Receivables
Pendapatan Lainnya - Bersih	40	4,030,117,796	(3,937,881,880)	Other Income - Net
LABA USAHA		88,191,378,844	78,249,924,046	PROFIT FROM OPERATION
Beban Keuangan	41	(40,643,088,773)	(33,054,792,377)	Financial Charge
Bagian Laba Ventura Bersama	36	3,895,262,762	2,080,920,852	Share of Profits of Joint Ventures
LABA SEBELUM PAJAK		51,443,552,833	47,275,952,521	PROFIT BEFORE TAX
Beban Pajak Penghasilan	10.e	(48,658,769,898)	(58,422,147,821)	Income Tax Expenses
LABA PERIODE BERJALAN		10,784,782,935	10,783,914,702	PROFIT FOR THE PERIOD
Pos-pos yang Akan Dikawatirkan ke Laba Rugi				Items that Will be Reclassified Subsequently to Profit or Loss
Selisih Penjualan Lajuoran Keuangan		(228,455,192)	442,210,861	Difference in Foreign Currency Translation
JUMLAH PENGHASILAN KOMPRESIF PERIODE BERJALAN		10,556,327,743	11,226,125,563	TOTAL COMPREHENSIVE INCOME FOR THE PERIOD
LABA YANG DAPAT DIATRIBUSIKAN KEPADA Pemilik Ekuitas Inklusif	43	10,694,456,737	10,628,646,843	PROFIT ATTRIBUTABLE TO Owner of The Parent
Kepentingan Non Pengendali		102,930,400	164,865,939	Non Controlling Interest
JUMLAH		10,797,387,137	10,793,512,782	TOTAL
JUMLAH PENGHASILAN KOMPRESIF YANG DAPAT DIATRIBUSIKAN KEPADA Pemilik Ekuitas Inklusif	33.b	10,496,106,542	11,070,864,704	TOTAL COMPREHENSIVE INCOME ATTRIBUTABLE TO Owner of The Parent
Kepentingan Non Pengendali		102,930,400	164,865,939	Non Controlling Interest
JUMLAH		10,600,041,942	11,235,730,643	TOTAL
LABA PER SAHAM DARI SAJA	43	3.00	5.90	BASIC EARNING PER SHARE

Uraian yang Dapat Diatribusikan Kepada Pemilik Ekuitas Inklusif

Kategori	Sifat Transaksi	Sifat Transaksi		Sifat Transaksi		Sifat Transaksi		Sifat Transaksi		Saldo	Saldo	Saldo	Saldo	Saldo	Saldo	Saldo	Saldo
		Perjanjian	Perjanjian	Perjanjian	Perjanjian	Perjanjian	Perjanjian	Perjanjian	Perjanjian								
Item	Agreement	Agreement	Agreement	Agreement	Agreement	Agreement	Agreement	Agreement	Agreement	Agreement	Agreement	Agreement	Agreement	Agreement	Agreement	Agreement	Agreement
Modal Saham	Share Capital	Share Capital	Share Capital	Share Capital	Share Capital	Share Capital	Share Capital	Share Capital	Share Capital	Share Capital	Share Capital	Share Capital	Share Capital	Share Capital	Share Capital	Share Capital	Share Capital
Saldo	Rp	Rp	Rp	Rp	Rp	Rp	Rp	Rp	Rp	Rp	Rp	Rp	Rp	Rp	Rp	Rp	Rp
BALANCE AS OF DECEMBER 31, 2014		185,102,000,000	82,004,000,079	1,117,842,346	1,107,944,781,191	250,881,238,891	1,791,481,892	-	1,683,071,628.98	1,689,520,500	1,446,788,644.81						BALANCE AS OF DECEMBER 31, 2014
Laba Komprehensif Tahun Berjalan	10	-	-	-	10,556,327,743	-	442,210,861	-	10,600,041,942	104,985,593	10,793,512,782						Total Comprehensive Income for the Year
Saldo Per 31 Maret 2015	10	185,102,000,000	82,004,000,079	1,117,842,346	1,107,944,781,191	250,881,238,891	1,791,481,892	-	1,683,071,628.98	1,689,520,500	1,446,788,644.81						BALANCE AS OF MARCH 31, 2015
Laba Tahun Berjalan	10	-	-	-	48,688,276,380	-	-	-	48,688,276,380	1,342,380,116	49,028,656,496						Profit for the Year
Laba Komprehensif Tahun Berjalan	10	-	-	-	(1,338,282,375)	788,937,046	-	414,387,788,700	413,723,138,330	3,368,881	415,789,493,037						Total Comprehensive Income for the Year
Dana Cadangan	10	-	-	-	(24,260,776,038)	-	-	-	-	-	-						Reserve Account
Dividen Saham	10	-	-	-	-	-	-	-	-	84,718,288	84,718,288						Share Dividend
Pembelian Saham Sendiri	10	175,982,837,853	1,837,943,386,348	-	-	-	-	-	2,193,882,214	-	2,193,882,214						Shareholder Buy Back Program
Program Kemitraan dan	10	-	-	-	-	-	-	-	-	-	-						Partnership and Dividend
Other Long-term	10	-	-	-	-	-	-	-	6,491,427,240	-	6,491,427,240						Shareholder Program
BALANCE PER 31 DESEMBER 2014		185,102,000,000	82,004,000,079	1,117,842,346	1,107,944,781,191	250,881,238,891	1,791,481,892	-	1,683,071,628.98	1,689,520,500	1,446,788,644.81						BALANCE AS OF DECEMBER 31, 2014
Laba Komprehensif Tahun Berjalan	10	10,600,041,942	10,793,512,782	1,117,842,346	1,107,944,781,191	250,881,238,891	1,791,481,892	-	1,683,071,628.98	1,689,520,500	1,446,788,644.81						Total Comprehensive Income for the Year
BALANCE PER 31 MARET 2015		185,102,000,000	82,004,000,079	1,117,842,346	1,107,944,781,191	250,881,238,891	1,791,481,892	-	1,683,071,628.98	1,689,520,500	1,446,788,644.81						BALANCE AS OF MARCH 31, 2015

**PT ADHI KARYA (Persero) Tbk
DAN ENTITAS ANAK
CATATAN ATAS LAPORAN KEUANGAN
INTERIM KONSOLIDASIAN (Lanjutan)**
Pada Tanggal 31 Maret 2016 dan 31 Desember 2015 (Audited),
Untuk Periode 3(Tiga) Bulan yang Berakhir pada Tanggal
31 Maret 2016 dan 2015 (Tidak Diaudit)
(Dalam Rupiah Penuh)

Biasa PT Adhi Karya (Persero) Tbk, susunan Dewan Komisaris dan Direksi pada tanggal 31 Maret 2016 dan Desember 2015 adalah sebagai berikut:

Devan	31 Maret 2016/ March 31, 2016	31 Desember 2015/ December 31, 2015	Boards of Commissioners
Komisaris	Muhammad Fadjoel	Muhammad Fadjoel	President Commissioner
	Rachman	Rachman	
Komisaris	Bobby A. A. Nazief	Bobby A. A. Nazief	Commissioner
	Wicpto Setiadi	Wicpto Setiadi	
	Rildo Ananda Anwar	Rildo Ananda Anwar	
Komisaris Independen	Muchlis R. Luddin	Muchlis R. Luddin	Independent Commissioner
	Hironimus Hlapok	Hironimus Hlapok	

**PT ADHI KARYA (Persero) Tbk
AND SUBSIDIARIES
NOTES TO THE INTERIM CONSOLIDATED
FINANCIAL STATEMENTS (Continued)**
As of March 31, 2016 and December 31, 2015
(Audited), For the 3(Three) Months Periods Ended
March 31, 2016 and 2015 (Unaudited)
(In Full of Rupiah)

Shareholders Extraordinary PT Adhi Karya (Persero) Tbk, the composition of the Board of Commissioners and Directors as of March 31, 2016 and December 31, 2015 are as follows:

1.f. Komite Audit

Berdasarkan Keputusan Dewan Komisaris PT Adhi Karya (Persero) Tbk Nomor: KEP.039B/DK-AK/2015, tanggal 26 Mei 2015, Nomor: KEP-006/DK-AK/2015 tanggal 23 Januari 2015 Nomor: KEP.042A/DK-AK/2014 tanggal 26 Mei 2014, mengenai penetapan susunan Anggota Komite Audit PT Adhi Karya (Persero) Tbk, susunan komite audit pada tanggal 31 Maret 2016 dan 31 Desember 2015 adalah sebagai berikut:

	31 Maret 2016/ March 31, 2016	31 Desember 2015/ December 31, 2015	
Ketua Merangkap Anggota	Muchlis R. Luddin	Muchlis R. Luddin	Chairman concurrently Member
Anggota	Syaiful, Ak.	Syaiful, Ak.	Member
Anggota	Muki Wibowo	Muki Wibowo	Member

1.f. Audit Committee

Based on the decision of the Board of Commissioners of PT Adhi Karya (Persero) Tbk Number: KEP.039B/DK-AK/2015 dated May 26, 2015 Number: 006/DK-AK/2015 dated January 23, 2015 Number: KEP.042A/DKAK/2014 dated May 26, 2014, regarding the appointment of Members of the Audit Committee of PT Adhi Karya (Persero) Tbk, the composition of the audit committee on March 31, 2016 and December 31, 2015 is as follows:

Triwulan II (2016& 2017)

PT ADHI KARYA (Persero) Tbk DAN ENTITAS ANAK LAPORAN LABA RUGI DAN PENGHASILAN KOMPREHENSIF LAIN INTERIM KONSOLIDASIAN

Untuk Periode 6 (enam) Bulan yang Berakhir pada Tanggal
30 Juni 2017 dan 2016 (Tidak Diaudit)
Disajikan dalam Rupiah Penuh, Kecuali Dinyatakan Lain)

PT ADHI KARYA (Persero) Tbk AND SUBSIDIARIES THE INTERIM CONSOLIDATED STATEMENTS OF PROFIT OR LOSS AND OTHER COMPREHENSIVE INCOME

For the 6 (six) Month Periods Ended on
June 30, 2017 and 2016 (Unaudited)
(Expressed in Full of Rupiah, Unless Otherwise Stated)

	Catatan Anera	30 Juni 2017		30 Juni 2016		
		Rp	Rp	Rp	Rp	
PENDAPATAN USAHA	3,3 a, 36,48	9.164.907.932.203	3.130.787.623.699			REVENUES
BIAYA POKOK PENDAPATAN	3,4,37	4.858.020.983.733	2.882.932.777.183			COST OF REVENUES
LABA KOTOR		<u>4.306.886.948.470</u>	<u>2.247.854.846.516</u>			GROSS PROFITS
Bagian Laba Venturi Bersama	3,1,38	87.286.930.029	12.511.484.754			Share of Profit of Joint Ventures
LABA RUGI/LABI SELISIR BAGIAN LABA VENDUR BERSAMA		<u>424.103.918.441</u>	<u>235.366.361.761</u>			GROSS PROFITS AFTER SHARE OF PROFIT OF JOINT VENTURES
BIAYA USAHA						
Beban Perbaikan	38 a	(11.587.299.583)	(5.158.032.442)			Setting Expenses
Beban Urusan dan Administrasi	3,4,38 b	(225.416.932.738)	(183.484.937.360)			Administration and General Expenses
JUMLAH BIAYA USAHA		<u>(237.004.232.321)</u>	<u>(188.642.969.802)</u>			TOTAL OPERATING EXPENSES
LABA USAHA		<u>187.099.686.120</u>	<u>44.723.376.959</u>			PROFIT FROM OPERATION
Pendapatan (Beban) Lainnya - Bersih	3,14 b	5.689.998.937	133.689.095.730			Other Income (Charge) - Net
Beban Keuangan	40	(148.325.137.087)	(203.689.237.743)			Finance Charge
LABA SEBELUM PAJAK		<u>324.463.547.970</u>	<u>274.723.234.946</u>			PROFIT BEFORE TAX
Beban Pajak Penghasilan	3,4,31 c	(183.469.283.886)	(87.936.174.336)			Income Tax Expense
LABA PERIODE SEJUALAN		<u>140.994.264.084</u>	<u>186.787.060.610</u>			PROFIT FOR THE PERIOD
PENGHASILAN KOMPREHENSIF LAIN SETELAH PAJAK						OTHER COMPREHENSIVE INCOME AFTER TAX
Penyesuaian yang Tidak Akan Ditransfer ke Laba Rugi	3,4	-	-			Item that Will Not Be Realized/Not Subsequently to Profit or Loss
Penghasilan Kumulatif Program Investasi Kas/Pad		-	-			Reassessment of Certain Assets Plan
Surplus Revaluasi Tanah		-	-			Surplus on Revaluation of Land
Penyesuaian yang Akan Ditransfer ke Laba Rugi		-	-			Item that Will Be Realized/Not Subsequently to Profit or Loss
Selanjutnya Penghasilan Lain yang Tidak		-	(271.288.184)			Difference in Foreign Currency Translation
LABA KOMPREHENSIF PERIODE SEJUALAN		<u>140.994.264.084</u>	<u>186.508.872.426</u>			COMPREHENSIVE INCOME FOR THE PERIOD
LABA YANG DAPAT DISTRIBUSIKAN KEPADA						PROFIT ATTRIBUTABLE TO
Pemilik Entitas Induk	40	131.312.362.203	95.577.466.949			Owner of The Parent
Keperluan Non Pengendali	35,6	209.092.473	238.038.163			Non Controlling Interest
JUMLAH		<u>131.521.454.676</u>	<u>95.815.505.112</u>			TOTAL
LABA KOMPREHENSIF YANG DAPAT DISTRIBUSIKAN KEPADA						COMPREHENSIVE INCOME ATTRIBUTABLE TO
Pemilik Entitas Induk		131.312.362.203	95.286.128.766			Owner of The Parent
Keperluan Non Pengendali		209.092.473	238.038.163			Non Controlling Interest
JUMLAH		<u>131.521.454.676</u>	<u>95.524.166.929</u>			TOTAL
LABA PER SAHAM DASAR	40	38,88	15,83			BASIC EARNING PER SHARE

1.e Dewan Komisaris, Direksi dan Manajemen Kunci

Berdasarkan Akta Notaris Ashoya Ratam, SH, MKn. No.217/III/2017, tanggal 10 Maret 2017, tentang hasil Rapat Umum Pemegang Saham Tahunan PT Adhi Karya (Persero) Tbk, susunan Dewan Komisaris dan Direksi pada tanggal 30 Juni 2017 dan 31 Desember 2016 adalah sebagai berikut:

1.e Board of Commissioners, Directors and Key Management

Based on the Deed of Notary Ashoya Ratam, SH, Mkn. No. 217/III/2017, dated March 10, 2017, regarding the results of the Annual General Meeting of Shareholders PT Adhi Karya (Persero) Tbk, the composition of the Board of Commissioners and Directors as of June 30, 2017 and December 31, 2016 are as follows:

<u>Dewan Komisaris</u>	<u>30 Juni 2017 dan 31 Desember 2016 June 30, 2017 and December 31, 2016</u>	<u>Boards of Commissioners</u>
Komisaris Utama	Muhammad Fadrol Rachman	President Commissioner
Komisaris	Bobby A. A. Nazief Yikpto Setadi Rito Ananda Anier	Commissioner
Komisaris Independen	Muchlis R. Luddin Hironimus Hilapok	Independent Commissioner

PT ADHI KARYA (Persero) Tbk DAN ENTITAS ANAK CATATAN ATAS LAPORAN KEUANGAN KONSOLIDASIAN

Pada Tanggal 30 Juni 2017 (Tidak Diaudit) dan 31 Desember 2016 (Diaudit) Untuk Periode 6 (enam) Bulan yang Berakhir pada Tanggal 30 Juni 2017 dan 2016 (Tidak Diaudit) (Disajikan dalam Rupiah Penuh, Kecuali Dinyatakan Lain).

PT ADHI KARYA (Persero) Tbk AND SUBSIDIARIES NOTES TO THE CONSOLIDATED FINANCIAL STATEMENT

As of June 30, 2017 (Unaudited) and December 31, 2016 (Audited) For the 6 (six) Months Periods June 30, 2017 and 2016 (Unaudited) (Expressed in Full of Rupiah Unless Otherwise Stated)

susunan Anggota Komite Audit PT Adhi Karya (Persero) Tbk.

appointment of Members of the Audit Committee of PT Adhi Karya (Persero) Tbk.

Susunan komite audit pada tanggal 30 Juni 2017 dan 31 Desember 2016 adalah sebagai berikut:

The composition of the audit committee on June 30, 2017 and December 31, 2016 is as follows:

	<u>30 Juni 2017 dan 31 Desember 2016 June 30, 2017 and December 31, 2016</u>	
Ketua merangkap anggota	Muchlis R. Luddin	Chairman concurrently member
Anggota	Syaiful Ak.	Member
Anggota	M&B Wibowo	Member

Triwulan III (2016 & 2017)

PT ADHI KARYA (Persero) Tbk DAN ENTITAS ANAK LAPORAN LABA RUGI DAN PENGHASILAN KOMPREHENSIF LAIN INTERIM KONSOLIDASIAN

Untuk Periode 6 (enam) Bulan yang Berakhir pada Tanggal
30 Juni 2017 dan 2016 (Tidak Diaudit)
Disajikan dalam Rupiah Penuh, Kecuali Dinyatakan Lain)

PT ADHI KARYA (Persero) Tbk AND SUBSIDIARIES THE INTERIM CONSOLIDATED STATEMENTS OF PROFIT OR LOSS AND OTHER COMPREHENSIVE INCOME

For the 6 (Six) Month Periods Ended on
June 30, 2017 and 2016 (Unaudited)
(Expressed in Full of Rupiah, Unless Otherwise Stated)

		30 Juni 2017/ June 30, 2017	30 Juni 2016/ June 30, 2016	
	Salah/ Notes	Rp	Rp	
PENDAPATAN USHAHA	3.g.3.a.36.4f	5,164,907,502,203	3,130,787,803,690	REVENUES
SEBAN POKOK PENDAPATAN LABA KOTOR	3.g.3.f	4,508,020,083,752	2,882,832,777,183	COST OF REVENUES
		<u>656,877,418,451</u>	<u>347,915,046,507</u>	GROSS PROFITS
Bagian Laba Ventura Bersama	3.1.30	87,286,000,029	12,611,464,754	Share of Profit of Joint Ventures
LABA KOTOR LAIN SERTA BAGIAN LABA YUNYILIA BERTUSANA		<u>88,632,017,980</u>	<u>260,288,501,281</u>	GROSS PROFITS AFTER SHARE OF PROFIT OF JOINT VENTURES
BIAYAN USHAHA				
Biaya Perjalanan	39.a	(11,587,289,088)	(9,108,032,443)	Travel Expenses
Biaya Umum dan Administrasi	3.g.36.b	(225,410,952,708)	(183,484,507,365)	Administration and General Expenses
JUMLAH BIAYAN USHAHA		<u>(236,998,241,796)</u>	<u>(192,592,539,808)</u>	TOTAL OPERATING EXPENSES
LABA USHAHA		<u>420,851,773,241</u>	<u>152,722,861,483</u>	PROFIT FROM OPERATION
Pendapatan (Beban) Lainnya - Bersih	3.1.4f	8,689,296,537	133,689,595,736	Other Income (Charge) - Net
Biaya Keuangan	40	(149,324,187,281)	(83,009,207,743)	Finance Charge
LABA SEBELUM PAJAK		<u>280,217,482,497</u>	<u>163,413,249,476</u>	PROFIT BEFORE TAX
Biaya Pajak Penghasilan	3.g.3.11.c	(183,489,203,508)	(97,956,174,336)	Income Tax Expenses
LABA PERIODE BERJALAN		<u>96,728,278,989</u>	<u>65,457,075,140</u>	PROFIT FOR THE PERIOD
PENGHASILAN KOMPREHENSIF LAIN SERTA PAJAK				OTHER COMPREHENSIVE INCOME AFTER TAX
Fee paa yang Tidak Akan Direalisasi ke Laba Rugi		-	-	Item that Will Not Be Realized Subsequently to Profit or Loss
Penghasilan Kewajiban Program Investasi Karyawan	3.e	-	-	Reassessment of Defined Benefit Plan
Serplus Revaluasi Tanah		-	-	Surplus on Revaluation of Land
Fee paa yang Akan Direalisasi ke Laba Rugi		-	-	Item that Will Be Realized Subsequently to Profit or Loss
Seluruh Penghasilan Mata Uang Asing		-	(771,338,196)	Difference in Foreign Currency Translation
LABA KOMPREHENSIF PERIODE BERJALAN		<u>96,728,278,989</u>	<u>64,685,736,944</u>	COMPREHENSIVE INCOME FOR THE PERIOD
LABA YANG DAPAT DIATRIBUSIKAN KEPADA				PROFIT ATTRIBUTABLE TO
Pemilik Entitas Induk	42	131,312,362,803	85,537,466,049	Owner of The Parent
Kepentingan Non Pengendali	35.9	220,652,475	228,638,163	Non Controlling Interest
JUMLAH		<u>351,964,835,278</u>	<u>314,175,634,212</u>	TOTAL
LABA KOMPREHENSIF YANG DAPAT DIATRIBUSIKAN KEPADA				COMPREHENSIVE INCOME ATTRIBUTABLE TO
Pemilik Entitas Induk		131,312,362,803	85,537,466,049	Owner of The Parent
Kepentingan Non Pengendali		220,652,475	228,638,163	Non Controlling Interest
JUMLAH		<u>351,964,835,278</u>	<u>314,175,634,212</u>	TOTAL
LABA PER SAHAM DASAR	43	38.85	15.83	BASIC EARNINGS PER SHARE

**PT ADHI KARYA (Persero) Tbk
DAN ENTITAS ANAK
LAPORAN PERUBAHAN EKUITAS KONSOLIDASIAN**
Untuk Periode 6 (enam) bulan yang berakhir pada Tanggal 30 Juni 2017 dan 2016 (Tahap Draft)
(Diagnosa dalam Runtah Penawar, Keseluruhan Dinyatakan Lain)

**PT ADHI KARYA (Persero) Tbk
DAN ENTITAS ANAK
THE CONSOLIDATED STATEMENTS OF CHANGE IN EQUITY**
For the 6 (six) Months Period Ended on June 30, 2017 and 2016 (Unaudited)
(Expressed in Full of Rupiah, Unless Otherwise Stated)

Salah satu dari lima dokumen laporan keuangan yang disajikan
dalam laporan keuangan ini

Kategori	Nama	Akomodasi Gunung Kemukoh															
		Salah satu dari lima dokumen laporan keuangan yang disajikan dalam laporan keuangan ini	Salah satu dari lima dokumen laporan keuangan yang disajikan dalam laporan keuangan ini	Salah satu dari lima dokumen laporan keuangan yang disajikan dalam laporan keuangan ini	Salah satu dari lima dokumen laporan keuangan yang disajikan dalam laporan keuangan ini	Salah satu dari lima dokumen laporan keuangan yang disajikan dalam laporan keuangan ini	Salah satu dari lima dokumen laporan keuangan yang disajikan dalam laporan keuangan ini	Salah satu dari lima dokumen laporan keuangan yang disajikan dalam laporan keuangan ini	Salah satu dari lima dokumen laporan keuangan yang disajikan dalam laporan keuangan ini	Salah satu dari lima dokumen laporan keuangan yang disajikan dalam laporan keuangan ini	Salah satu dari lima dokumen laporan keuangan yang disajikan dalam laporan keuangan ini	Salah satu dari lima dokumen laporan keuangan yang disajikan dalam laporan keuangan ini					
		Salah satu dari lima dokumen laporan keuangan yang disajikan dalam laporan keuangan ini	Salah satu dari lima dokumen laporan keuangan yang disajikan dalam laporan keuangan ini	Salah satu dari lima dokumen laporan keuangan yang disajikan dalam laporan keuangan ini	Salah satu dari lima dokumen laporan keuangan yang disajikan dalam laporan keuangan ini	Salah satu dari lima dokumen laporan keuangan yang disajikan dalam laporan keuangan ini	Salah satu dari lima dokumen laporan keuangan yang disajikan dalam laporan keuangan ini	Salah satu dari lima dokumen laporan keuangan yang disajikan dalam laporan keuangan ini	Salah satu dari lima dokumen laporan keuangan yang disajikan dalam laporan keuangan ini	Salah satu dari lima dokumen laporan keuangan yang disajikan dalam laporan keuangan ini	Salah satu dari lima dokumen laporan keuangan yang disajikan dalam laporan keuangan ini	Salah satu dari lima dokumen laporan keuangan yang disajikan dalam laporan keuangan ini	Salah satu dari lima dokumen laporan keuangan yang disajikan dalam laporan keuangan ini	Salah satu dari lima dokumen laporan keuangan yang disajikan dalam laporan keuangan ini	Salah satu dari lima dokumen laporan keuangan yang disajikan dalam laporan keuangan ini	Salah satu dari lima dokumen laporan keuangan yang disajikan dalam laporan keuangan ini	Salah satu dari lima dokumen laporan keuangan yang disajikan dalam laporan keuangan ini
30	Laba (Rugi) Bersih	1.117.062.207	1.117.062.207	1.117.062.207	1.117.062.207	1.117.062.207	1.117.062.207	1.117.062.207	1.117.062.207	1.117.062.207	1.117.062.207	1.117.062.207	1.117.062.207	1.117.062.207	1.117.062.207	1.117.062.207	1.117.062.207
31	Laba (Rugi) Bersih	1.117.062.207	1.117.062.207	1.117.062.207	1.117.062.207	1.117.062.207	1.117.062.207	1.117.062.207	1.117.062.207	1.117.062.207	1.117.062.207	1.117.062.207	1.117.062.207	1.117.062.207	1.117.062.207	1.117.062.207	1.117.062.207
32	Laba (Rugi) Bersih	1.117.062.207	1.117.062.207	1.117.062.207	1.117.062.207	1.117.062.207	1.117.062.207	1.117.062.207	1.117.062.207	1.117.062.207	1.117.062.207	1.117.062.207	1.117.062.207	1.117.062.207	1.117.062.207	1.117.062.207	1.117.062.207
33	Laba (Rugi) Bersih	1.117.062.207	1.117.062.207	1.117.062.207	1.117.062.207	1.117.062.207	1.117.062.207	1.117.062.207	1.117.062.207	1.117.062.207	1.117.062.207	1.117.062.207	1.117.062.207	1.117.062.207	1.117.062.207	1.117.062.207	1.117.062.207
34	Laba (Rugi) Bersih	1.117.062.207	1.117.062.207	1.117.062.207	1.117.062.207	1.117.062.207	1.117.062.207	1.117.062.207	1.117.062.207	1.117.062.207	1.117.062.207	1.117.062.207	1.117.062.207	1.117.062.207	1.117.062.207	1.117.062.207	1.117.062.207
35	Laba (Rugi) Bersih	1.117.062.207	1.117.062.207	1.117.062.207	1.117.062.207	1.117.062.207	1.117.062.207	1.117.062.207	1.117.062.207	1.117.062.207	1.117.062.207	1.117.062.207	1.117.062.207	1.117.062.207	1.117.062.207	1.117.062.207	1.117.062.207
36	Laba (Rugi) Bersih	1.117.062.207	1.117.062.207	1.117.062.207	1.117.062.207	1.117.062.207	1.117.062.207	1.117.062.207	1.117.062.207	1.117.062.207	1.117.062.207	1.117.062.207	1.117.062.207	1.117.062.207	1.117.062.207	1.117.062.207	1.117.062.207
37	Laba (Rugi) Bersih	1.117.062.207	1.117.062.207	1.117.062.207	1.117.062.207	1.117.062.207	1.117.062.207	1.117.062.207	1.117.062.207	1.117.062.207	1.117.062.207	1.117.062.207	1.117.062.207	1.117.062.207	1.117.062.207	1.117.062.207	1.117.062.207
38	Laba (Rugi) Bersih	1.117.062.207	1.117.062.207	1.117.062.207	1.117.062.207	1.117.062.207	1.117.062.207	1.117.062.207	1.117.062.207	1.117.062.207	1.117.062.207	1.117.062.207	1.117.062.207	1.117.062.207	1.117.062.207	1.117.062.207	1.117.062.207
39	Laba (Rugi) Bersih	1.117.062.207	1.117.062.207	1.117.062.207	1.117.062.207	1.117.062.207	1.117.062.207	1.117.062.207	1.117.062.207	1.117.062.207	1.117.062.207	1.117.062.207	1.117.062.207	1.117.062.207	1.117.062.207	1.117.062.207	1.117.062.207
40	Laba (Rugi) Bersih	1.117.062.207	1.117.062.207	1.117.062.207	1.117.062.207	1.117.062.207	1.117.062.207	1.117.062.207	1.117.062.207	1.117.062.207	1.117.062.207	1.117.062.207	1.117.062.207	1.117.062.207	1.117.062.207	1.117.062.207	1.117.062.207

The accompanying notes form an integral part of these financial statements

Salah satu dari lima dokumen laporan keuangan yang disajikan dalam laporan keuangan ini

1.e Dewan Komisaris, Direksi dan Manajemen Kunci

Berdasarkan Akta Notaris Ashoya Ratam, SH, MKn. No.217/III/2017, tanggal 10 Maret 2017, tentang hasil Rapat Umum Pemegang Saham Tahunan PT Adhi Karya (Persero) Tbk, susunan Dewan Komisaris dan Direksi pada tanggal 30 Juni 2017 dan 31 Desember 2016 adalah sebagai berikut:

1.e Board of Commissioners, Directors and Key Management

Based on the Deed of Notary Ashoya Ratam, SH, Mkn. No. 217/III/2017, dated March 10, 2017, regarding the results of the Annual General Meeting of Shareholders PT Adhi Karya (Persero) Tbk, the composition of the Board of Commissioners and Directors as of June 30, 2017 and December 31, 2016 are as follows:

<u>Dewan Komisaris</u>	<u>30 Juni 2017 dan 31 Desember 2016 June 30, 2017 and December 31, 2016</u>	<u>Boards of Commissioners</u>
Komisaris Utama	Muhammas Fadjrol Rachman	President Commissioner
Komisaris	Bobby A. A. Nazief Yikpto Setiadi Rito Ananda Anwar	Commissioner
Komisaris Independen	Muchlis R. Luddin Herpinus Hiajok	Independent Commissioner

**PT ADHI KARYA (Persero) Tbk
DAN ENTITAS ANAK
CATATAN ATAS LAPORAN KEUANGAN
KONSOLIDASIAN**

Pada Tanggal 30 Juni 2017 (Tidak Diaudit) dan 31 Desember 2016 (Diaudit) Untuk Periode 6 (enam) Bulan yang Berakhir pada Tanggal 30 Juni 2017 dan 2016 (Tidak Diaudit) (Disajikan dalam Rupiah Penuh, Kecuali Dinyatakan Lain).

**PT ADHI KARYA (Persero) Tbk
AND SUBSIDIARIES
NOTES TO THE CONSOLIDATED
FINANCIAL STATEMENT**
As of June 30, 2017 (Unaudited)
and December 31, 2016 (Audited)
For the 6 (six) Months Periods
June 30, 2017 and 2016 (Unaudited)
(Expressed in Full of Rupiah
Unless Otherwise Stated)

susunan Anggota Komite Audit PT Adhi Karya (Persero) Tbk.

appointment of Members of the Audit Committee of PT Adhi Karya (Persero) Tbk.

Susunan komite audit pada tanggal 30 Juni 2017 dan 31 Desember 2016 adalah sebagai berikut:

The composition of the audit committee on June 30, 2017 and December 31, 2016 is as follows:

	<u>30 Juni 2017 dan 31 Desember 2016 June 30, 2017 and December 31, 2016</u>	
Ketua merangkap anggota	Muchlis R. Luddin	Chairman concurrently member
Anggota	Syaiful Ak.	Member
Anggota	Maki Wibowo	Member

Triwulan III & IV (2016)

PT ADHI KARYA (Persero) Tbk
DAN ENTITAS ANAK
LAPORAN LABA RUGI DAN
PENGHASILAN KOMPREHENSIF LAIN
KONSOLIDASIAN
Untuk Tahun-tahun yang Berakhir
31 Desember 2016 dan 2015
(Disajikan dalam Rupiah Penuh,
Kecuali Dinyatakan Lain)

PT ADHI KARYA (Persero) Tbk
AND SUBSIDIARIES
CONSOLIDATED STATEMENTS OF
PROFIT OR LOSS AND OTHER
COMPREHENSIVE INCOME
For the Years Ended
December 31, 2016 and 2015
(Expressed in Full Amount of Rupiah,
Unless Otherwise Stated)

	Catatan/ Notes	31 Desember 2016/ December 31, 2016	31 Desember 2015/ December 31, 2015*	
PENDAPATAN USAHA	3r, 36	11.063.942.650.707	9.389.570.098.578	REVENUES
BEBAN POKOK PENDAPATAN	3r, 37	9.948.797.443.385	8.414.925.778.081	COST OF REVENUES
LABA KOTOR		<u>1.115.145.407.322</u>	<u>974.644.320.497</u>	GROSS PROFITS
Bagian Laba Ventura Bersama	3j, 38	69.424.391.657	32.079.515.472	Share of Profit of Joint Ventures
LABA KOTOR SETELAH BAGIAN LABA VENTURA BERSAMA		<u>1.184.569.799.179</u>	<u>1.006.723.835.969</u>	GROSS PROFITS AFTER SHARE OF PROFIT OF JOINT VENTURES
BEBAN USAHA				OPERATING EXPENSES
Penjualan	3r	(22.073.899.516)	(19.579.158.970)	Selling
Umum dan Administrasi	3r, 39	(433.904.804.042)	(375.914.412.800)	Administrative and General
JUMLAH BEBAN USAHA		<u>(455.978.703.558)</u>	<u>(395.493.571.770)</u>	TOTAL OPERATING EXPENSES
LABA USAHA		<u>728.591.095.621</u>	<u>611.230.264.199</u>	PROFIT FROM OPERATION
Pendapatan (Beban) Lainnya - Bersih	3r, 41, 49	141.990.592.775	271.578.852.855	Other Income (Charges) - Net
Beban Keuangan	3r, 3s, 40	(257.959.232.782)	(136.718.019.874)	Financial Charge
LABA SEBELUM PAJAK		<u>612.622.455.614</u>	<u>746.091.097.181</u>	PROFIT BEFORE TAX
Beban Pajak Penghasilan	3r, 3v, 11c	(297.514.672.479)	(281.065.549.175)	Income Tax Expenses
LABA PERIODE BERJALAN		<u>315.107.783.135</u>	<u>465.025.548.006</u>	PROFIT FOR THE PERIOD
PENGHASILAN KOMPREHENSIF LAIN SETELAH PAJAK				OTHER COMPREHENSIVE INCOME AFTER TAX
Pos-pos yang Tidak Akan Direklasifikasi ke Laba Rugi				Item that Will Not Be Reclassified Subsequently to Profit or Loss
Keuntungan (Kerugian) Aktuarial atas Program Imbalan Pasti	3w, 29	21.940.468.076	(1.320.205.275)	Actuarial Gain (Loss) of Defined Benefit Plans
Surplus Revaluasi Tanah	43	67.766.779.946	414.253.053.435	Surplus on Revaluation of Land
		89.707.248.024	412.932.848.160	
Pos-pos yang Akan Direklasifikasi ke Laba Rugi				Item that Will Be Reclassified Subsequently to Profit or Loss
Selisih Penjabaran Mata Uang Aeing	3t	(158.394.938)	795.557.846	Difference in Foreign Currency Translation
PENGHASILAN KOMPREHENSIF PERIODE BERJALAN		<u>404.656.636.221</u>	<u>878.793.954.011</u>	COMPREHENSIVE INCOME FOR THE PERIOD
LABA YANG DAPAT DIATRIBUSIKAN KEPADA				PROFIT ATTRIBUTABLE TO
Pemilik Entitas Induk	42	313.451.016.555	463.685.279.990	Owner of The Parent
Kepentingan Non Pengendali	35	1.656.766.580	1.340.269.016	Non Controlling Interest
JUMLAH		<u>315.107.783.135</u>	<u>465.025.548.006</u>	TOTAL

1.e Dewan Komisaris, Direksi dan Manajemen Kunci

Berdasarkan Akta Notaris Fathiah Helmi, SH No.23/IX/2015, tanggal 22 September 2015, tentang hasil Rapat Umum Pemegang Saham Luar Biasa PT Adhi Karya (Persero) Tbk, susunan Dewan Komisaris dan Direksi pada tanggal 31 Desember 2016 dan 2015 adalah sebagai berikut:

1.e Board of Commissioners, Directors and Key Management

Based on the Deed of Notary Fathiah Helmi, SH No. 23/IX/2015, dated September 22, 2015, regarding the results of the general Meeting of Shareholders Extraordinary PT Adhi Karya (Persero) Tbk, the composition of the Board of Commissioners and Directors as of December 31, 2016 and 2015 are as follows:

Dewan Komisaris	31 Desember 2016 dan 2015/ December 31, 2016 and 2015	Boards of Commissioners
Komisaris Utama	Muhammad Fadjoel	President Commissioner
	Rachman	
Komisaris	Bobby A. A. Nazief	Commissioner
	Wicipto Setiadi	
	Rido Ananda Anwar	
Komisaris Independen	Muchlis R. Luddin	Independent Commissioner
	Hironimus Hlapok	

**PT ADHI KARYA (Persero) Tbk
DAN ENTITAS ANAK
CATATAN ATAS LAPORAN KEUANGAN
KONSOLIDASIAN**
31 Desember 2016 dan 2015
(Disajikan dalam Rupiah Penuh,
Kecuali Dinyatakan Lain)

**PT ADHI KARYA (Persero) Tbk
AND SUBSIDIARIES
NOTES TO THE CONSOLIDATED
FINANCIAL STATEMENT**
December 31, 2016 and 2015
(Expressed in Full of Rupiah,
Unless Otherwise Stated)

1. UMUM (Lanjutan)

1. GENERAL (Continued)

1.f Komite Audit

Berdasarkan Keputusan Dewan Komisaris PT Adhi Karya (Persero) Tbk Nomor: KEP.039B/DK-AK/2015, tanggal 26 Mei 2015, Nomor: KEP-006/DK-AK/2015 tanggal 23 Januari 2015, mengenai penetapan susunan Anggota Komite Audit PT Adhi Karya (Persero) Tbk.

Susunan komite audit pada tanggal 31 Desember 2016 dan 2015 adalah sebagai berikut:

1.f Audit Committee

Based on the decision of the Board of Commissioners of PT Adhi Karya (Persero) Tbk Number: KEP.039B/DK-AK/2015 dated May 26, 2015 Number: 006/DK-AK/2015 dated January 23, 2015, regarding the appointment of Members of the Audit Committee of PT Adhi Karya (Persero) Tbk.

The composition of the audit committee on December 31, 2016 and 2015 is as follows:

	31 Desember 2016 dan 2015/ December 31, 2016 and 2015	
Ketua merangkap anggota	Muchlis R. Luddin	Chairman concurrently member
Anggota	Syaiful, Ak.	Member
Anggota	Mukti Wibowo	Member

Pemegang Saham Stakeholders	Jabatan Position	Jumlah Saham Amount of Shares	% Kepemilikan % Ownership
Komisaris / Board of Commissioners			
Mochamad Fadjoel Rachman	Komisaris Utama President Commissioner	0	0,00%
Bobby Achirul Awal Nazief	Komisaris Commissioner	0	0,00%
Wicipto Setiadi	Komisaris Commissioner	0	0,00%
Rildo Ananda Amwar	Komisaris Commissioner	0	0,00%
Muchlis Rantoni Luddin	Komisaris Independen Independent Commissioner	0	0,00%
Hironimus Hilapok	Komisaris Independen Independent Commissioner	0	0,00%
Direktur / Board of Directors			
Budi Harto	Direktur Utama President Director	0	0,00%
Haris Gunawan	Direktur Keuangan Dan Legal Director of Finance & Legal	190.000	0,01%
Partha Sarathi	Direktur Operasi I Director of Operation I	25.000	0,00%
Budi Saddewa Soediro	Direktur Operasi II Director of Operation II	0	0,00%
Pundjung Setya Brata	Direktur Operasi III Director of Operation III	0	0,00%
BEP Adji Satmoko	Direktur SDM, Sistem Dan Investasi Director of HC, System & Investment	0	0,00%
Total		215.000	0,01%

Pemilik Saham/ Shares Owner	2016		2017	
	Jumlah Saham Total of Shares	% Kepemilikan % Ownership	Jumlah Saham Total of Shares	% Kepemilikan % Ownership
Negara Republik Indonesia The Republic of Indonesia	1.816.046.624	51,0%	1.816.046.624	51,0%
Perorangan Lokal Local Individual	627.862.422	17,6%	525.291.877	14,8%
Instansi Lokal Local Institution	563.846.083	15,8%	693.490.494	19,5%
Perorangan Asing Foreign Individual	8.504.489	0,2%	3.139.489	0,1%
Instansi Asing Foreign Institution	544.589.758	15,4%	522.880.892	14,6%
Total		3.560.849.376	3.560.849.376	100,0%

No. No.	Nama Pemegang Saham Shareholders' Name	Jumlah Saham Total of Shares	Persentase Saham (%) Shares Percentage (%)	Status Status
Pemegang Saham Mayoritas (Kepemilikan Saham Lebih dari 5%) <i>Majority Shareholders (share ownership more than 5%)</i>				
1	Negara Republik Indonesia	1.816.046.624	51,00	Pemerintah / Government
Pemegang Saham Minoritas (Kepemilikan Saham Kurang dari 5%) <i>Minority Shareholders (share ownership less than 5%)</i>				
2	HSBC Bank PLC RE: LXM/HSBC Global Investment Funds Asia Ex Japan Equity Smaller	85.522.900	2,40	Badan Usaha Asing Foreign Institution
3	Citibank New York S/A Government of Norway – 16	63.184.400	1,77	Badan Usaha Asing Foreign Institution
4	Allianz Life Ind – Smartlink Rupiah Equity Fund	34.916.500	0,98	Asuransi Insurance
5	KD Premier ETF Indo State-Owned Companies-889064000	29.660.677	0,84	Reksadana Mutual Funds
6	SMTBUSA SA Japan Trustee Services Bank LTD. SMTB Eurasia Equity Mother Fund	27.855.600	0,78	Badan Usaha Asing Foreign Institution
7	JPMCB NA Re-Vanguard Total International Stock Index Fund	25.380.400	0,71	Badan Usaha Asing Foreign Institution
8	Citibank New York S/A Emerging Markets Core Equity Portfolio of DFA INV Dimensio	24.511.579	0,69	Badan Usaha Asing Foreign Institution
9	BBH Boston S/A Vangrd EMG MKTS STK INF	23.977.636	0,67	Badan Usaha Asing Foreign Institution
10	Reksa Dana Syariah Corfina Investa Saham Syariah	23.500.000	0,66	Reksadana Mutual Funds
11	Reksa Dana Sam Dana Cerdas	22.540.300	0,63	Reksadana Mutual Funds
12	Reksa Dana Sam Indonesian Equity Fund – 846654000	22.133.800	0,62	Reksadana Mutual Funds
13	Citibank London S/A Old Mutual Global Investors Series PLC	21.686.600	0,61	Badan Usaha Asing Foreign Institution
14	Citibank New York S/A Dimensional Emerging Markets Value Fund	21.380.500	0,60	Badan Usaha Asing Foreign Institution

No. No.	Nama Pemegang Saham Shareholders' Name	Jumlah Saham Total Shares	Persentase Saham (%) Shares Percentage (%)	Status Status
15	PT Asuransi Jiwa Adisarana Wanaartha – Desk 2	21.130.700	0,59	Asuransi Insurance
16	SSB 2Q27 S/A Ishares Core MSCI Emerging Markets ETF-2144613424	20.316.700	0,57	Badan Usaha Asing Foreign Institution
17	Reksa Dana Ashmore Dana Ekuitas Nusantara	20.246.300	0,57	Reksadana Mutual Funds
18	BNYMSANV RE BNYMLB RE Employees Providentf Board-0239844119	19.092.000	0,54	Badan Usaha Asing Foreign Institution
19	PT Asuransi Jiwa Adisarana Wanaartha – Desk 1	18.520.000	0,52	Asuransi Insurance
20	PT. Prudential Life Assurance - REF	18.167.100	0,51	Asuransi Insurance

Triwulan I (2018)

LAPORAN LABA RUGI DAN PENGHASILAN KOMPREHENSIF LAIN INTERIM KONSOLIDASIAN

Untuk Periode 3 (Tiga) Bulan yang Berakhir pada Tanggal
31 Maret 2018 (Tidak Diaudit) dan 2017 (Tidak Diaudit)
Disajikan dalam Rupiah Penuh, Kecuali Dinyatakan Lain

THE INTERIM CONSOLIDATED STATEMENTS OF PROFIT OR LOSS AND OTHER COMPREHENSIVE INCOME

For the 3 (Three) Month Periods Ended on
March 31, 2018 (Unaudited) and 2017 (Unaudited)
(Expressed in Full of Rupiah, Unless Otherwise Stated)

Catatan/ Notes	31 Maret 2018/	31 Maret 2017/		
	March 31, 2018	March 31, 2017		
	Rp	Rp		
PENDAPATAN USAHA	3 q, 3 u, 36, 48	3,141,876,769,839	2,348,797,693,174	REVENUES
BEBAN POKOK PENDAPATAN LABA KOTOR	3 q, 37	2,710,014,113,334	2,010,720,737,837	COST OF REVENUES
		431,862,657,505	238,076,955,337	GROSS PROFITS
Bagian Laba Ventura Bersama LABA KOTOR, SETELAH BAGIAN LABA VENTURA BERSAMA	3 i, 38	2,102,353,728	26,350,909,905	Share of Profit of Joint Ventures GROSS PROFITS AFTER SHARE OF PROFIT OF JOINT VENTURES
BEBAN USAHA				
Eben Penjualan	38 a	(5,738,317,551)	(5,157,240,358)	Selling Expenses
Eben Umum dan Administrasi	3 q, 38 b	(115,147,129,143)	(102,544,140,373)	Administration and General Expenses
JUMLAH BEBAN USAHA LABA USAHA		(6,885,446,694)	(67,701,380,741)	TOTAL OPERATING EXPENSES
		310,079,954,639	158,766,484,500	PROFIT FROM OPERATION
Pendapatan (Beban) Lainnya - Bersih	3 i, 41	(4,758,855,357)	13,070,472,775	Other Income (Charges) - Net
Eben Keuangan	40	(115,234,810,015)	(73,310,561,973)	Financial Charge
LABA SEBELUM PAJAK		487,086,489,167	96,525,993,302	PROFIT BEFORE TAX
Eben Pajak Penghasilan	3 q, 3 11 c	(113,709,678,124)	(77,294,100,706)	Income Tax Expenses
LABA PERIODE BERJALAN		373,376,811,043	19,231,894,596	PROFIT FOR THE PERIOD
PENGHASILAN KOMPREHENSIF LAIN SETELAH PAJAK				OTHER COMPREHENSIVE INCOME AFTER TAX
Pos-pos yang Tidak Akan Direklasifikasi ke Laba Rugi				Item that Will Not Be Reclassified Subsequently to Profit or Loss
Pengukuran Kembali Program Imbal Kerja Pasti	3 u	-	-	Remeasurement of Defined Benefits Plan
Surplus Revaluasi Tanah		-	-	Surplus on Revaluation of Land
Pos-pos yang Akan Direklasifikasi ke Laba Rugi				Item that Will Be Reclassified Subsequently to Profit or Loss
Selish Penjabaran Mata Uang Asing		-	(2,335,664,810)	Difference in Foreign Currency Translation
LABA KOMPREHENSIF PERIODE BERJALAN		373,376,811,043	16,844,229,786	COMPREHENSIVE INCOME FOR THE PERIOD
LABA YANG DAPAT DIATRIBUSIKAN KEPADA				PROFIT ATTRIBUTABLE TO
Pemilik Entitas Induk	42	73,282,448,044	15,143,340,828	Owner of The Parent
Kepentingan Non Pengendali	35 b	84,362,959	85,053,758	Non Controlling Interest
JUMLAH		73,376,811,043	19,231,894,596	TOTAL
LABA KOMPREHENSIF YANG DAPAT DIATRIBUSIKAN KEPADA				COMPREHENSIVE INCOME ATTRIBUTABLE TO
Pemilik Entitas Induk		73,282,448,044	15,155,175,015	Owner of The Parent
Kepentingan Non Pengendali		84,362,959	85,053,758	Non Controlling Interest
JUMLAH		73,376,811,043	16,844,229,786	TOTAL
LABA PER SAHAM DASAR	42	20.58	5.38	BASIC EARNING PER SHARE

**PT ADHI KARYA (Persero) Tbk
DAN ENTITAS ANAK
CATATAN ATAS LAPORAN KEUANGAN
KONSOLIDASIAN**

Pada Tanggal 31 Maret 2018 (Tidak Diaudit)
dan 31 Desember 2017 (Diaudit) Untuk Periode
3 (Tiga) Bulan yang Berakhir pada Tanggal 31
Maret 2018 dan 2017 (Tidak Diaudit)
(Disajikan dalam Rupiah Penuh, Kecuali
Dinyatakan Lain).

**PT ADHI KARYA (Persero) Tbk
AND SUBSIDIARIES
NOTES TO THE CONSOLIDATED
FINANCIAL STATEMENT**

As of March 31, 2018 (Unaudited) and
December 31, 2017 (Audited)
For the 3 (Three) Months Periods
March 31, 2018 and 2017 (Unaudited)
(Expressed in Full of Rupiah
Unless Otherwise Stated)

Dewan Komisaris	31 Maret 2018 dan 31 Desember 2017/ March 31, 2018 and December 31, 2017	Boards of Commissioners
Komisaris Utama	Muhammad Fadjoel Rachman	President Commissioner
Komisaris	Bobby A. A. Nazief Wicpto Setadi	Commissioner
Komisaris Independen	Rido Ananda Anwar Muchlis R. Luddin Hironimus Hilapok	Independent Commissioner

1.f Komite Audit

Berdasarkan Keputusan Dewan Komisaris
PT Adhi Karya (Persero) Tbk Nomor:
KEP.039B/DK-AK/2015, tanggal 26 Mei
2015, Nomor: KEP-006/DK-AK/2015
tanggal 23 Januari 2015, mengenai
penetapan susunan Anggota Komite Audit
PT Adhi Karya (Persero) Tbk.

Susunan komite audit pada tanggal 31
Maret 2018 dan 31 Desember 2017 adalah
sebagai berikut:

1.f Audit Committee

Based on the decision of the Board of
Commissioners of PT Adhi Karya (Persero)
Tbk Number: KEP.039B/DK-AK/2015 dated
May 26, 2015 Number: 006/DK-AK/2015
dated January 23, 2015, regarding the
appointment of Members of the Audit
Committee of PT Adhi Karya (Persero) Tbk.

The composition of the audit committee on
March 31, 2018 and December 31, 2017 is
as follows:

	31 Maret 2018 dan 31 Desember 2017/ March 31, 2018 and December 31, 2017	
Ketua merangkap anggota	Muchlis R. Luddin	Chairman concurrently member
Anggota	Syaiful, Ak.	Member
Anggota	Mukti Wibowo	Member

Triwulan II (2018)

LAPORAN LABA RUGI DAN PENGHASILAN KOMPREHENSIF LAIN KONSOLIDASIAN

Untuk Periode Enam Bulan Yang Berakhir 30 Juni 2018 dan 2017 (Tidak Diaudit), Serta Untuk Tahun-Tahun yang Berakhir 31 Desember 2017, 2016, dan 2015 (Disajikan dalam Rupiah Penuh, Kecuali Dinyatakan Lain)

CONSOLIDATED STATEMENTS OF PROFIT OR LOSS AND OTHER COMPREHENSIVE INCOME

For the Six-Month Period June 30, 2018 and 2017 (Unaudited), And For the Years Ended December 31, 2017, 2016, and 2015 (Expressed in Full Amount of Rupiah, Unless Otherwise Stated)

		30 Juni 2018/ June 30, 2018	30 Juni 2017/ June 30, 2017	31 Desember 2017/ December 31, 2017	31 Desember 2016/ December 31, 2016	31 Desember 2015/ December 31, 2015	
PENDAPATAN UBAHA	3r, 38	6,082,706,120,071	5,184,267,002,263	15,156,178,074,776	11,063,942,890,707	9,389,670,098,578	REVENUES
BEBAN POKOK PENDAPATAN LABA KOTOR	3r, 39	(5,169,284,326,587)	(4,386,029,963,702)	(13,098,371,731,389)	(8,948,791,443,385)	(8,416,825,778,081)	COST OF REVENUES
		823,421,783,484	698,237,038,561	2,057,806,343,384	1,115,146,407,322	874,844,320,497	GROSS PROFITS
BEBAN UBAHA							OPERATING EXPENSES
Penjualan	3r, 41	(12,915,825,012)	(11,557,299,593)	(27,077,479,789)	(22,073,899,516)	(19,579,198,970)	Selling
Umum dan Administrasi	3r, 41	(277,036,523,718)	(225,418,552,709)	(553,999,254,907)	(433,904,804,042)	(375,914,412,800)	Administrative and General
JUMLAH BEBAN UBAHA		(288,862,348,730)	(236,876,852,302)	(681,076,734,696)	(468,878,703,558)	(894,493,611,770)	TOTAL OPERATING EXPENSES
LABA UBAHA		534,559,434,754	461,360,186,259	1,376,729,608,688	646,347,693,764	480,350,708,727	PROFIT FROM OPERATION
Pendapatan (Beban) Lainnya - Bersih	3r, 43	(13,386,678,518)	5,889,056,537	(305,626,883,505)	141,960,592,775	271,570,852,866	Other Income (Charges) - Net
Beban Keuangan	3r, 42	(226,677,670,032)	(149,325,137,041)	(444,763,237,829)	(267,959,232,782)	(136,718,019,874)	Finance Charge
Bagian Laba Investasi Ventura Bersama	3r, 31, 40	39,889,339,628	67,290,083,029	230,941,942,104	69,424,281,857	32,079,615,472	Share of Profit of Joint Ventures
LABA SEBELUM PAJAK		493,274,498,852	285,001,883,784	967,281,829,768	612,822,468,814	748,091,087,181	PROFIT BEFORE TAX
Pajak Kini							Current Taxes
Pajak Final	3r, 11c	(220,791,612,587)	(152,377,290,924)	(438,298,514,649)	(285,177,066,148)	(280,805,947,320)	Final Tax
Pajak Tidak Final	3r, 11c	615,226,837	(1,091,992,581)	(1,923,286,902)	(2,337,806,333)	(458,001,855)	Non Final Tax
Jumlah Beban Pajak Penghasilan		(220,176,385,750)	(1,683,489,883,505)	(440,221,781,551)	(287,514,872,478)	(231,068,649,175)	Total Income Tax Expenses
LABA PERIODE BERJALAN		273,098,113,102	116,511,993,279	526,999,348,217	325,307,596,336	517,022,438,006	PROFIT FOR THE PERIOD
PENGHASILAN KOMPREHENSIF LAIN SETELAH PAJAK							OTHER COMPREHENSIVE INCOME AFTER TAX
Poc-poc yang Tidak Akan Direklasifikasi ke Laba Rugi							Item that Will Not Be Reclassified Subsequently to Profit or Loss
Keuntungan (Kerugian) Akumulatif atas Program Imbalan Pasti	3r, 31	(31,011,353,222)	--	7,519,641,854	21,940,468,078	(1,200,205,275)	Actuarial Gain (Loss) of Defined Benefit Plans
Surplus Revaluasi Tanah	3r, 44	--	--	--	67,786,779,846	414,253,053,435	Surplus on Revaluation of Land
		(31,011,353,222)	--	7,519,641,854	89,707,248,024	412,832,848,160	
Poc-poc yang Akan Direklasifikasi ke Laba Rugi							Item that Will Be Reclassified Subsequently to Profit or Loss
Seliskih Penjabaran Nilai Uang Aking	3r	--	--	--	(158,304,938)	795,557,246	Difference in Foreign Currency Translation
PENGHASILAN KOMPREHENSIF PERIODE BERJALAN		182,086,897,880	116,511,993,279	524,679,408,891	404,656,658,221	878,761,664,912	COMPREHENSIVE INCOME FOR THE PERIOD
LABA YANG DAPAT DIATRIBUSIKAN KEPADA							PROFIT ATTRIBUTABLE TO
Pemilik Ekuitas Induk		212,708,330,696	131,212,362,804	616,415,315,216	313,451,016,856	463,895,278,990	Owner of the Parent
Keperguruan Non Pengendali		392,719,876	220,052,475	1,644,532,952	1,636,768,080	1,343,289,016	Non Controlling Interest
JUMLAH		216,086,080,672	131,432,415,279	617,968,348,207	615,107,783,185	466,025,648,008	TOTAL
LABA KOMPREHENSIF YANG DAPAT DIATRIBUSIKAN KEPADA							COMPREHENSIVE INCOME ATTRIBUTABLE TO
Pemilik Ekuitas Induk		181,693,977,474	131,212,362,804	622,934,906,969	402,969,969,641	677,408,418,344	Owner of the Parent
Keperguruan Non Pengendali		392,719,876	220,052,475	1,644,532,952	1,636,768,080	1,343,539,668	Non Controlling Interest
JUMLAH		182,086,897,880	131,432,415,279	624,679,408,891	404,656,658,221	878,761,664,912	TOTAL
LABA PER SAHAM DA IAR	3r, 43	68.73	98.83	144.76	88.03	257.41	BASIC EARNING PER SHARE

1.e Dewan Komisaris, Direksi dan Manajemen Kunci

Berdasarkan Resume Rapat Umum Pemegang Saham Tahunan PT Adhi Karya (Persero) Tbk No. 130/IV/2018 (Revisi) yang telah disahkan oleh Notaris Ashoya Ratam, SH, MKn., tanggal 13 April 2018, susunan Dewan Komisaris dan Direksi pada tanggal 30 Juni 2018, 31 Desember 2017, 2016, dan 2015 adalah sebagai berikut:

Dewan Komisaris	30 Juni 2018, 31 Desember 2017, 2016, dan 2015/ June 30, 2018, December 31, 2017, 2016, and 2015	Boards of Commissioners
Komisaris Utama	Muhammad Fadroel Rachman	President Commissioner
Komisaris	Bobby A. A. Nazlef Wicpto Setiadi Rildo Ananda Anwar	Commissioner
Komisaris Independen	Muchlis R. Luddin Hironimus Hlapok	Independent Commissioner

1.e Board of Commissioners, Directors and Key Management

Based on Resume of Annual General Meeting of Shareholders PT Adhi Karya (Persero) Tbk No. 130/IV/2018 (Revision) which has been approved by Notary Ashoya Ratam, S.H., M/Kn., dated April 13, 2018, the composition of the Board of Commissioners and Board of Directors as of June 30, 2018, December 31, 2017, 2016, and 2015 is as follows:

1.f Komite Audit

Berdasarkan Keputusan Dewan Komisaris PT Adhi Karya (Persero) Tbk No. : KEP.007/DK-AK/2018 tanggal 13 Pebruari 2018, No. : KEP.142/DK-AK/2017 tanggal 2 Oktober 2017, No. : KEP.107/DK-AK/2017 tanggal 24 Juli 2017, No. : KEP.039B/DK-AK/2015, tanggal 26 Mei 2015, No. : KEP.006/DK-AK/2015 tanggal 23 Januari 2015, mengenai penetapan susunan Anggota Komite Audit PT Adhi Karya (Persero) Tbk.

Susunan komite audit pada tanggal 30 Juni 2018, 31 Desember 2017, 2016, dan 2015 adalah sebagai berikut:

	30 Juni 2018/ June 30, 2018	31 Desember 2017, 2016, dan 2015/ December 31, 2017, 2016, and 2015	
Ketua merangkap anggota	Muchlis R. Luddin	Muchlis R. Luddin	Chairman concurrently member
Anggota	Ratna Wardhani	Syaiful, Ak.	Member
Anggota	Taufik Hidayat	Mukti Wibowo	Member

1.f Audit Committee

Based on the decision of the Board of Commissioners of PT Adhi Karya (Persero) Tbk No. : KEP.007/DK-AK/2018 dated February 13, 2018, No. : KEP.142/DK-AK/2017 dated October 2, 2017, No. : KEP.107/DK-AK/2017 dated July 24, 2017, No. : KEP.039B/DK-AK/2015 dated May 26, 2015, No. : KEP.006/DK-AK/2015 dated January 23, 2015, regarding the appointment of Members of the Audit Committee of PT Adhi Karya (Persero) Tbk.

The composition of the audit committee on June 30, 2018, December 31, 2017, 2016, and 2015 is as follows:

Triwulan III& IV (2018)

**PT ADHI KARYA (PERSERO) Tbk
DAN ENTITAS ANAK
LAPORAN LABA RUGI DAN PENGHASILAN
KOMPREENSIF LAIN
KONSOLIDASIAN**

Untuk Tahun-tahun yang Berakhir pada tanggal
31 Desember 2018 dan 2017
(Disajikan dalam Rupiah)

**PT ADHI KARYA (PERSERO) Tbk
AND SUBSIDIARIES
THE CONSOLIDATED STATEMENTS OF
PROFIT OR LOSS AND
OTHER COMPREHENSIVE INCOME**

For The Years Ended
December 31, 2018 and 2017
(Expressed in Rupiah)

	Catatan/ Notes	2018 Rp	2017 Rp	
PENDAPATAN USAHA	36	15,655,490,868,493	15,158,178,074,776	REVENUES
BEBAN POKOK PENDAPATAN	37	13,148,898,372,495	13,098,371,731,392	COST OF REVENUES
LABA KOTOR		<u>2,506,603,493,998</u>	<u>2,057,806,343,384</u>	GROSS PROFITS
BEBAN USAHA				OPERATING EXPENSES
Beban Penjualan	39	(33,801,207,467)	(27,077,479,789)	Selling Expenses
Beban Umum dan Administrasi	39	(673,871,108,990)	(653,999,254,807)	Administrative and General Expenses
JUMLAH BEBAN USAHA		<u>(707,672,316,457)</u>	<u>(581,076,734,596)</u>	TOTAL OPERATING EXPENSES
LABA USAHA		<u>1,798,931,177,541</u>	<u>1,476,729,608,788</u>	PROFIT FROM OPERATION
Pendapatan (Beban) Lainnya - Bersih	41	(241,887,924,998)	(305,628,683,505)	Other Expenses - Net
Beban Keuangan	40	(523,743,725,994)	(444,783,237,629)	Financial Cost
Bagian Laba Ventura Bersama	38	134,487,458,474	230,941,942,104	Share of Profit of Joint Ventures
Beban Pajak Penghasilan Final	11c	(518,272,822,924)	(438,288,514,640)	Final Income Tax Expenses
LABA SEBELUM PAJAK		<u>649,504,162,089</u>	<u>518,983,115,109</u>	PROFIT BEFORE TAX
Beban Pajak Penghasilan Tidak Final	11c	(4,474,712,994)	(1,623,286,902)	Non Final Income Tax Expenses
Jumlah Beban Paik Penghasilan - Bersih		<u>(4,474,712,994)</u>	<u>(1,623,286,902)</u>	Total Income Tax Expenses - Net
LABA TAHUN BERJALAN		<u>645,029,449,105</u>	<u>517,059,848,207</u>	PROFIT FOR THE YEAR
PENGHASILAN KOMPREENSIF LAIN SETELAH PAJAK				OTHER COMPREHENSIVE INCOME AFTER TAX
Pos-pos yang Tidak Akan Direklasifikasi ke Laba Rugi				Item that Will Not Be Reclassified Subsequently to Profit or Loss
Pengukuran Kembali Liabilitas Imbalan Kerja		(131,771,491,189)	7,519,641,654	Remeasurement of Employee Benefit Liabilities
		<u>(131,771,491,189)</u>	<u>7,519,641,654</u>	
Pos-pos yang Akan Direklasifikasi ke Laba Rugi				Item that Will Be Reclassified Subsequently to Profit or Loss
Selisih Penjabaran Mata Uang Asing		--	--	Difference in Foreign Currency Translation
LABA KOMPREENSIF TAHUN BERJALAN		<u>513,257,957,916</u>	<u>524,579,489,861</u>	COMPREHENSIVE INCOME FOR THE YEAR
LABA YANG DAPAT DIATRIBUSIKAN KEPADA				PROFIT ATTRIBUTABLE TO
Pemilik Entitas Induk	42	644,188,906,208	515,415,315,215	Owner of The Parent
Kepentingan NonPengendali	35	870,543,897	1,644,532,992	Non-Controlling Interest
JUMLAH		<u>645,029,449,105</u>	<u>517,059,848,207</u>	TOTAL

1.e Dewan Komisaris, Direksi dan Manajemen Kunci

Berdasarkan Keputusan Rapat Umum Pemegang Saham Tahunan PT Adhi Karya (Persero) Tbk No. 130/IV/2018 (Revisi) sesuai akta dari Notaris Ashoya Ratam, S.H., M.Kn., tanggal 13 April 2018, susunan Dewan Komisaris dan Direksi pada tanggal 31 Desember 2018 dan 2017 adalah sebagai berikut:

	<u>2018 dan/and 2017</u>	
Komisaris Utama	Muhammad Fadjoel Rachman	President Commissioner
Komisaris	Bobby A. A. Nazief Wicipto Setiadi Rildo Ananda Amwar	Commissioner
Komisaris Independen	Muchlis R. Luddin Hironimus Hilapok	Independent Commissioner

PT ADHI KARYA (PERSERO) Tbk
DAN ENTITAS ANAK
CATATAN ATAS LAPORAN KEUANGAN
KONSOLIDASIAN
(Lanjutan)
Untuk Tahun-tahun yang Berakhir
Pada Tanggal 31 Desember 2018 dan 2017
(Disajikan dalam Rupiah)

1.e Board of Commissioners, Directors and Key Management

Based on Minutes of Annual General Meeting of Shareholders PT Adhi Karya (Persero) Tbk No. 130/IV/2018 (Revision) in accordance with the deed from by Notary Ashoya Ratam, S.H, MKn., dated April 13, 2018, the composition of the Board of Commissioners and Board of Directors as of December 31, 2018 and 2017 are as follows:

PT ADHI KARYA (PERSERO) Tbk
AND SUBSIDIARIES
NOTES TO THE CONSOLIDATED FINANCIAL
STATEMENTS
(Continued)
For The Years Ended
As of December 31, 2018 and 2017
(Expressed in Rupiah)

	<u>2018</u>	<u>2017</u>	
Ketua merangkap anggota	Muchlis R. Luddin	Muchlis R. Luddin	Chairperson concurrently member
Anggota	Ratna Wardhani	Ratna Wardhani	Member
Anggota	Taufik Hidayat	--	Member

Komposisi Kepemilikan Saham ADHI per 31 Desember 2018
ADHI Share Ownership Composition as of 31 December 2018

Pemegang Saham <i>Shareholders</i>	Jumlah Saham <i>Total Shares</i> (lembar sheets)	Modal Ditempatkan dan Disetor Penuh <i>Issued and Paid-up</i> Capital (Rp)	Persentase Kepemilikan <i>Ownership</i>
Pemerintah Republik Indonesia Indonesian Government			
Seri A Dwiwarna Dwiwarna Series A	1	100	00,0%
Seri B Series B	1.816.046.623	181.604.662.300	51,0%
Publik (kurang dari 5%) Public (less than 5%)			
Lokal Local	1.192.661.185	119.251.926.666	33,5%
Asing Foreign	552.121.567	55.228.348.334	15,5%
Sub jumlah Sub Total	1.744.802.752	174.480.275.200	49,0%
Jumlah Total	3.560.849.376	356.084.937.600	100,0%



Kepemilikan Saham ADHI oleh Dewan Komisaris dan Direksi di 2018
ADHI Share Ownership by the Board of Commissioners and Directors in 2018

Nama <i>Names</i>	Jabatan <i>Positions</i>	2018	
		Jumlah Lembar Saham <i>Total Shares</i>	Persentase Kepemilikan <i>Ownership Percentage</i>
Pundjung Setya Brata	Direktur Operasi 2 <i>Operational Director 2</i>	-	-
Entus Asnawi M.	Direktur Keuangan <i>Finance Director</i>	-	-
Agus Karianto	Direktur SDM <i>HR Director</i>	-	-
V Partha Sarathi	Direktur QHSE dan Pengembangan <i>QHSE Director and</i> <i>Development</i>	24.500	0,0008880%
Jumlah Total		24.500	0,0008880%

Komposisi 20 pemegang saham terbesar ADHI untuk tahun 2018

Composition of ADHI's 20 Major Shareholders for 2018

No.	Nama Investor Investors Name	Status	Jumlah Lembar Saham Total Shares	Persentase Kepemilikan Ownership Percentage
1.	Negara Republik Indonesia	Pemerintah Republik Indonesia Indonesian Government	1.816.046.623	51,0%
2.	HSBC Global Invest Luxemburg	Badan Usaha Asing Foreign Company	82.830.900	2,3%
3.	Citibank New York-Govt. of Norway	Badan Usaha Asing Foreign Company	72.684.400	2,0%
4.	Allianz Life Indonesia – Smartlink	Asuransi Insurance	68.177.600	1,9%
5.	Reksa Dana Sam Dana Cerdas	Reksadana Mutual Funds	52.540.200	1,5%
6.	Fidelity Funds-Asian	Badan Usaha Asing Foreign Company	41.064.800	1,2%
7.	Citibank New York Dimensional Emerging Markets	Badan Usaha Asing Foreign Company	39.796.088	1,1%
8.	Reksa Dana Sam Indonesia Equity	Reksadana Mutual Funds	36.363.500	1,0%
9.	MSCI Emerging Market	Badan Usaha Asing Foreign Company	28.873.800	0,8%
10.	Suorinvest Equity Fund	Reksadana Mutual Funds	28.138.000	0,8%
11.	The Bank of New York Mellon SAVN	Badan Usaha Asing Foreign Company	27.569.100	0,8%
12.	Citibank New York Emerging Markets	Badan Usaha Asing Foreign Company	25.956.179	0,7%
13.	Vanguard International	Badan Usaha Asing Foreign Company	25.344.630	0,7%
14.	Vanguard Emerging Markets	Badan Usaha Asing Foreign Company	24.013.406	0,7%
15.	Corfina Investa Saham	Reksadana Mutual Funds	22.450.000	0,6%
16.	Fidelity Active Strategy (SICAV)	Badan Usaha Asing Foreign Company	18.833.000	0,5%
17.	Aldracita Sekuritas Indonesia	Perseroan Terbatas Local Company	17.501.500	0,5%
18.	Reksa Dana Premier	Reksadana Mutual Funds	16.769.736	0,5%
19.	Reksa Dana Ashmore	Reksadana Mutual Funds	15.833.300	0,4%
20.	Dana Pensiun BRI	Dana Pensiun Pension Funds	15.017.500	0,4%

Komposisi Pemegang Saham ADHI Kurang dari 5% untuk Tahun 2018

Composition Of ADHI's Shareholders Less than 5% for 2018

Dalam miliar Rupiah | In billion Rupiah

Status Pemegang Saham Shareholders Status	Jumlah Pemilik Total Owners	Jumlah Lembar Saham Total Shares	Persentase Kepemilikan Ownership Percentage
Investor Lokal Local Investors			
Perorangan Individual	17.114	481.347.460	13,5%
Karyawan Employee	1	10.000	0,0%
Koperasi Cooperation	2	250.700	0,1%
Yayasan Foundation	15	16.892.271	0,5%
Dana Pensiun Pension Funds	102	102.100.673	2,9%
Asuransi Insurance	73	197.682.355	5,6%
Bank	1	5.000	0,0%
Perseroan Terbatas Limited Company	61	28.058.161	0,8%
Reksadana Mutual Funds	189	366.334.565	10,3%
Jumlah Investor Nasional Total National Investors	17.558	1.192.681.185	33,5%
Investor Asing Foreign Investors			
Perorangan Individual	89	3.842.789	0,1%
Badan Usaha Business Entity	143	548.278.778	15,4%
Jumlah Investor Asing Total Foreign Investors	232	552.121.567	15,5%
Jumlah Total	17.790	1.744.802.752	49,0%

**b. PT LAPORAN KEUANGAN PT PP Tbk.
Tahun 2016**

PT PP (Persero), Tbk DAN ENTITAS ANAK Laporan Laba (Rugi) dan Penghasilan Komprehensif Lain Konsolidasian Untuk Periode 3 (Tiga) Bulan Yang Berakhir Pada Tanggal-tanggal 31 Maret 2016 dan 2015 (Dinyatakan dalam Rupiah penuh, kecuali dinyatakan lain)			PT PP (Persero), Tbk AND ITS SUBSIDIARIES Consolidated Statement of Income and Other Comprehensive Income For The Period 3 (Three) Month Ended March 31, 2016 And 2015 (Expressed in full IDR, unless otherwise stated)	
URAIAN	Catatan / Notes	31 Maret / March 2016	31 Maret / March 2015	DESCRIPTIONS
Pendapatan Usaha	36, 36, 46	2,587,050,884,887	1,481,195,002,320	Operating Revenues
Beban Pokok Penjualan	36, 37	(2,227,732,836,454)	(1,701,403,935,275)	Cost of Goods Sold
Laba Kotor		359,318,048,433	779,791,067,045	Gross Profit
Beban Usaha	31, 14, 20, 38			Operating Expenses
Pegawai		73,544,650,800	60,023,153,008	Employees
Umum		23,525,870,278	18,521,590,325	General
Penyusutan		7,014,000,029	3,097,934,446	Depreciation
Persewaan		1,583,243,002	1,040,812,270	Marketing
Jumlah Beban Usaha		<u>104,673,873,359</u>	<u>82,683,100,047</u>	Total Operating Expenses
Laba Usaha		254,644,175,074	951,107,966,998	Operating Income
Pendapatan (Beban) Lain-lain:				Others Income (Expenses)
Pendapatan Lainnya	36, 39	9,750,530,207	7,747,255,013	Other Income
Beban Lainnya	36, 40	(11,026,668,730)	(14,683,114,937)	Other Expenses
Beban Penurunan Nilai Piutang	36, 5, 41	(3,432,468,889)	(4,607,513,314)	Impairment
Beban Pendanaan / Bunga	42	(35,981,002,017)	(20,874,103,755)	Funding / Interest Expenses
Bagian Laba Ventura Bersama	36, 43	5,793,453,573	3,192,817,834	Profit From Joint Ventures
Bagian Laba Entitas Asosiasi	44	-	-	Income From Associated Company
Laba Sebelum Pajak Penghasilan		220,817,868,802	182,668,106,889	Profit Before Income Tax
Penghasilan (Beban) Pajak	36, 130			Income Tax (Expenses)
Pajak Kini				Current Tax
Pajak Final		(88,704,348,000)	(65,242,051,043)	Final Tax
Pajak Tidak Final		(1,710,553,530)	(2,190,737,293)	Non Final Tax
Jumlah Penghasilan (Beban) Pajak		<u>(90,414,901,530)</u>	<u>(67,432,788,336)</u>	Total Income (Expenses) Tax
Laba Tahun Berjalan dari Operasi Yang Dilanjutkan		129,992,967,272	115,235,318,553	Current Profit of Continued Operations
Penghasilan Komprehensif Lain				Other Comprehensive Income
Pos Yang Tidak Akan Direklasifikasi ke Laba (Rugi)				Post That Will Not Be Reclassified to Income (Loss)
Keuntungan Revaluasi Aset Tetap	19	-	-	Gain of Fixed Asset Revaluation
Pengukuran Kembali Program Pensun Imbalan Pensi	35, 10	3,881,510,011	-	Remeasurement Employee Benefit Pension Program
Pajak Penghasilan Terkait Dengan Pos Yang Tidak Direklasifikasi	19	(43,475,503)	-	Income Tax Not Related To The Reclassified Post
Jumlah Penghasilan Komprehensif Lain Tahun Berjalan		3,838,034,508	-	Total Other Current Comprehensive Income
Jumlah Laba (Rugi) dan Penghasilan Komprehensif Lain Tahun Berjalan		133,831,001,780	115,235,318,553	Total Income (Loss) and Other Current Comprehensive Income
Laba yang dapat didistribusikan				Income distributed to:
Isiade :				
Pemilik entitas induk		98,168,520,785	93,533,250,810	Parent Company's shareholders
Kepentingan nonpengendali	35	31,732,501,888	83,026,187	Non controlling interest
		<u>129,901,028,673</u>	<u>93,533,437,000</u>	
Jumlah Laba (Rugi) dan Penghasilan				Total Income (Loss) and Other Current

DAN ENTITAS ANAK

Catatan Atas Laporan Keuangan Konsolidasian

31 Maret 2016 dan 31 Desember 2015

Serta Untuk Periode 3 (Tiga) Bulan Yang Berakhir Pada Tanggal-Tanggal

31 Maret 2016 dan 2015

(Dinyatakan dalam Rupiah penuh, kecuali dinyatakan lain)

AND ITS SUBSIDIARIES*Notes To The Consolidated Financial Statements**31 March 2016 and 31 December 2015**And For 3 (Three) Months Ended**31 March 2016 and 31 December 2015**(Expressed in full IDR, unless otherwise stated)***1. UMUM (lanjutan)****c. Dewan Komisaris, Direksi, Komite Audit, Audit Internal, Sekretaris Perusahaan dan Personalia****1) Dewan Komisaris**

Berdasarkan hasil RUPS-T yang dilaksanakan tanggal 21 Mei 2015 yang dituangkan dalam Akta Risalah RUPS-T No.24 tanggal 21 Mei 2015 oleh notaris M.Nova Faisal, SH., M.Kn. Susunan Dewan Komisaris PT PP (Persero) Tbk per 31 Maret 2016 adalah sebagai berikut:

Komisaris Utama	:	Ir. Djoko Murjanto, M.Sc.	:	Chairman
Komisaris Independen	:	Andi Gani Nena Wea, S.H.	:	Independent Commissioner
Komisaris Independen	:	Irjen (Purn) Drs. Aryanto Sutadi, M.H., M.Sc.	:	Independent Commissioner
Komisaris	:	Letjen TNI (Purn) Sumardi	:	Commissioner
Komisaris	:	Muhammad Khoerur Roziqin, S.E., M.Sc.	:	Commissioner
Komisaris	:	Ir. Hedyanto W Husaini, MSCE,M.Si	:	Commissioner

3) Komite Audit

Berdasarkan Surat Keputusan Dewan Komisaris PT PP (Persero) No.01/SK/KOM/PP/2014 tanggal 19 Mei 2014 tentang Pemberhentian dan Pengangkatan Anggota Komite Audit PT PP (Persero) Tbk, susunan Komite Audit per 31 Maret 2016 dan 31 Desember 2015 adalah sebagai berikut:

Ketua	:	Drs. Aryanto Sutadi, M.Sc	:	Chairman
Sekretaris	:	Nurahini, SE, MM	:	Secretary
Anggota	:	Ir. Sularso	:	Member
Anggota	:	Handoko Tripiyono, CPA	:	Member

1. GENERAL INFORMATION (continued)**c. Board of Commissioners, Board of Directors, Audit Committee, Internal Audit, Corporate Secretary and Employees****1) Board of Commissioners**

According to General Shareholders Meeting which held in 21 May 2015, stated in the deed of General Shareholders Meeting No.24 on 21 May 2015 by Notary M.Nova Faisal, SH., M.Kn. The composition of Board of Commissioners of PT PP (Persero) Tbk as of 31 March 2016 are as follows:

3) Audit Committee

Based on the decree of the Company's Board of Commissioners No.01/SK/KOM/PP/2014 dated 19 May 2014 on termination and appointment of the Company's Audit Committee on membership of Audit Committee, the following are members of Audit Committee by 31 March 2016 and 31 December 2015:

PT PP (PERSERO) Tbk. DAN ENTITAS ANAK
LAPORAN LABA RUGI DAN
PENGHASILAN KOMPREHENSIF LAIN KON SOLIDASIAN
UNTUK TAHUN YANG BERAKHIR 31 DESEMBER 2016 DAN 2015
(Dinyatakan dalam Rupiah penuh, kecuali dinyatakan lain)

PT PP (PERSERO) Tbk. AND ITS SUBSIDIARIES
CONSOLIDATED STATEMENTS OF PROFIT OR LOSS
AND OTHER COMPREHENSIVE INCOME
AND FOR THE YEARS ENDED 31 DECEMBER 2016 AND 2015
(Expressed in full IDR, unless otherwise stated)

	Catatan / Notes	31 Desember / December 2016	31 Desember / December 2015	
Pendapatan Usaha	3w, 3x, 42	16.458.884.219.698	14.217.372.867.796	Operating Revenues
Beban Pokok Penjualan	3w, 3x, 43	(14.003.354.538.043)	(12.210.412.121.494)	Cost of Goods Sold
Laba Kotor		2.455.529.681.655	2.006.960.746.285	Gross Profit
Beban Usaha				Operating Expenses
Pegawai	3w, 44	328.431.003.722	287.701.983.983	Employees
Umum		119.705.230.258	96.071.384.547	General
Penyusutan		31.208.838.050	21.286.576.550	Depreciation
Pemasaran		7.865.267.997	4.882.303.216	Marketing
Jumlah Beban Usaha		487.330.340.025	409.542.226.296	Total Operating Expenses
Laba Usaha		1.968.199.341.630	1.597.418.519.989	Operating Income
Pendapatan (Beban) Lain-lain:				Others Income (Expenses)
Pendapatan Lainnya	45	106.942.815.145	121.459.238.692	Other Income
Beban Lainnya	46	(38.569.764.410)	(61.118.843.610)	Other Expenses
Beban Penurunan Nilai Piutang	47	(78.040.033.315)	(83.664.616.817)	Impairment
Beban Pendanaan / Bunga	48	(408.739.515.709)	(372.698.744.301)	Funding / Interest Expenses
Bagian Laba Ventura Bersama	49	155.067.559.828	66.624.769.110	Profit From Joint Venture
Bagian Laba Entitas Asosiasi	50	(250.227.144)	48.190.743	Income From Associated Company
Laba Sebelum Pajak Penghasilan		1.703.610.146.023	1.287.388.411.806	Profit Before Income Tax
Penghasilan (Beban) Pajak	3y, 15d			Income Tax (Expenses)
Pajak Kini				Current Tax
Pajak Final		(534.864.905.867)	(434.781.337.347)	Final Tax
Pajak Tidak Final		(17.483.349.483)	(7.209.412.928)	Non Final Tax
Jumlah Penghasilan (Beban) Pajak		(552.348.255.350)	(441.970.750.275)	Total Income (Expenses) Tax
Laba Tahun Berjalan dari Operasi Yang Dilanjutkan		1.151.261.890.673	845.417.661.531	Current Profit of Continued Operations
Penghasilan Komprehensif Lain				Other Comprehensive Income
Pos Yang Tidak Akan Direklasifikasi ke Laba (Rugi)				Post That Will Not Be Reclassified to Income (Loss)
Selisih Lebih Revaluasi Aset Tetap	22	139.331.883.698	1.230.310.309.034	Gain on Fixed Asset Revaluation
Laba (Rugi) Aktuarial Program Imbalan Kerja	3d, 3v, 34	(11.064.641.699)	(1.145.381.708)	Gain (Loss) on Employment Benefit Plan Actuarial
Pajak Penghasilan Terkait Dengan Pos Yang Tidak Direklasifikasi	15	(2.832.607.315)	(36.841.390.316)	Income Tax Not Related To The Reclassified Post
		125.634.134.684	1.192.323.534.012	
Pos Yang Akan Direklasifikasi ke Laba (Rugi)		-	-	Post That Will Be Reclassified to Income (Loss)
Jumlah Penghasilan Komprehensif Lain Tahun Berjalan		125.634.134.684	1.192.323.534.012	Total Other Current Comprehensive Income
Jumlah Laba (Rugi) dan Penghasilan Komprehensif Lain Tahun Berjalan		1.277.066.025.557	2.037.741.195.543	Total Income (Loss) and Other Current Comprehensive Income

c. Dewan Komisaris, Direksi, Komite Audit, Audit Internal, Sekretaris Perusahaan dan Personalia

1) Dewan Komisaris

Berdasarkan hasil RUPS-T yang dilaksanakan tanggal 29 April 2016 yang dituangkan dalam Akta Risalah RUPS-T No.59 tanggal 29 April 2016 oleh notaris Ir.Nanette Cahyanie Handari Adi Warsito, SH. dan berdasarkan Berita Acara RUPSLB No.35 tanggal 23 Agustus 2016, Susunan Dewan Komisaris PT PP (Persero) Tbk per 31 Desember 2016 adalah sebagai berikut:

Komisaris Utama & Independen	:	Andi Gani Nena Wlea, S.H.	:	Chairman & Independent Commissioner
Komisaris Independen	:	Ijjen (Purn) Drs. Aryanto Sutadi, M.H., M.Sc.	:	Independent Commissioner
Komisaris	:	Letjen TNI (Purn) Sumardi	:	Commissioner
Komisaris	:	Muhammad Khoerur Roziqin, S.E., M.Sc.	:	Commissioner
Komisaris	:	Ir. Hedyanto W Husaini, MSCE,M.Si	:	Commissioner
Komisaris	:	Ir. Wismana Adi Suryabtara, MIA	:	Commissioner

3) Komite Audit

Berdasarkan Surat Keputusan Dewan Komisaris PT PP (Persero) No.009/SK/KOM/PP/2016 tanggal 30 November 2016 tentang Pemberhentian Sekretaris Komite Audit PT PP (Persero) Tbk, susunan Komite Audit per 31 Desember 2016 dan 2015 adalah sebagai berikut.

Ketua	:	Drs. Aryanto Sutadi, M.Sc	:	Chairman
Anggota	:	Ir. Sularso	:	Member
Anggota	:	Handoko Tripriyono, CPA	:	Member

c. Board of Commissioners, Board of Directors, Audit Committee, Internal Audit, Corporate Secretary and Employees

1) Board of Commissioners

According to General Shareholders Meeting which held in 29 April 2016, stated in the deed of General Shareholders Meeting No.59 on April 29, 2016 by Ir.Nanette Cahyanie Handari Adi Warsito,SH. and based on RUPSLB No.53 dated August 23, 2016. The composition of Board of Commissioners of PT PP (Persero) Tbk as of 31 December 2016 are as follows:

3) Audit Committee

Based on the decree of the Company's Board of Commissioners No.009SK/KOM/PP/2016 dated November 30, 2016 on termination Audit Committee Secretary on PT PP (Persero) Tbk, the following are members of Audit Committee by 31 December 2016 and 2015, are as follows:

Tahun 2017

	Catatan / Notes	31 Maret / March 2017	31 Maret / March 2016	
Pendapatan Usaha	3w, 3x, 42	2.917.127.814.648	2.587.680.864.887	Operating Revenues
Beban Pokok Penjualan	3w, 3x, 43	(2.526.080.793.201)	(2.227.729.835.454)	Cost of Goods Sold
Laba Kotor		391.047.021.440	359.951.029.433	Gross Profit
Beban Usaha				Operating Expenses
Pegawai	3w, 44	103.607.474.244	72.544.659.860	Employees
Umum		99.723.071.297	23.525.676.278	General
Penyusutan		7.902.947.311	7.014.996.629	Depreciation
Pemasaran		3.968.704.882	1.585.243.602	Marketing
Jumlah Beban Usaha		155.200.197.734	104.673.576.369	Total Operating Expenses
Laba Usaha		235.846.823.714	255.277.451.064	Operating Income
Pendapatan (Beban) Lain-lain:				Others Income (Expenses)
Pendapatan Lainnya	45	84.450.650.703	9.756.536.907	Other Income
Beban Lainnya	46	(14.379.775.442)	(11.095.965.736)	Other Expenses
Beban Penurunan Nilai Piutang	47	(8.001.990.938)	(3.432.498.889)	Impairment
Beban Pendanaan / Bunga	48	(49.980.357.654)	(35.981.023.017)	Funding / Interest Expenses
Bagian Laba Ventura Bersama	49	14.453.492.616	8.559.829.573	Profit From Joint Venture
Bagian Laba Entitas Asosiasi	50	879.771.767	(2.766.376.000)	Income From Associates Company
Laba Sebelum Pajak Penghasilan		263.266.614.756	220.317.933.902	Profit Before Income Tax
Penghasilan (Beban) Pajak	3y, 15d			Income Tax (Expenses)
Pajak Kini				Current Tax
Pajak Final		(99.691.516.094)	(88.704.348.699)	Final Tax
Pajak Tidak Final		(2.039.415.203)	(1.710.553.530)	Non Final Tax
Jumlah Penghasilan (Beban) Pajak		(101.730.931.297)	(90.414.902.229)	Total Income (Expenses) Tax
Laba Tahun Berjalan dari Operasi Yang Dlanjutkan		161.537.683.469	129.903.031.673	Current Profit of Continued Operations
Penghasilan Komprehensif Lain				Other Comprehensive Income
Pos Yang Tidak Akan Direklasifikasi ke Laba (Rugi)				Post That Will Not Be Reclassified to Income (Loss)
Selisih Lebih Revaluasi Aset Tetap	22	-	-	Surplus of Fixed Asset Revaluation
Laba (Rugi) Aktuarial Program Imbalan Kerja	3d, 3v, 34	(3.930.855.860)	8.881.519.011	Gain (Loss) on Employment Benefit Plan Actuarial
Pajak Penghasilan Terkait Dengan Pos Yang Tidak Direklasifikasi	15	-	(43.475.503)	Income Tax Not Related To The Reclassified Post
		(3.930.855.860)	8.838.043.508	
Pos Yang Akan Direklasifikasi ke Laba (Rugi)		-	-	Post That Will Be Reclassified to Income (Loss)
Jumlah Penghasilan Komprehensif Lain Tahun Berjalan		(3.930.855.860)	8.838.043.508	Total Other Current Comprehensive Income
Jumlah Laba (Rugi) dan Penghasilan Komprehensif Lain Tahun Berjalan		157.606.827.609	138.741.075.181	Total Income (Loss) and Other Current Comprehensive Income
Laba yang dapat diatribusikan kepada :				Income distributed to:
Pemilik entitas induk		130.152.811.507	98.169.529.785	Parent Company's shareholders
Kepentingan nonpendandi	41	31.384.871.962	31.733.501.888	Non controlling interest
		161.537.683.469	129.903.031.673	
Jumlah Laba (Rugi) dan Penghasilan Komprehensif Lain Tahun Berjalan yang dapat diatribusikan kepada :				Total income (Loss) and Other Current Comprehensive Income distributable to:
Pemilik entitas induk		126.221.955.647	107.007.573.293	Parent Company's shareholders
Kepentingan nonpendandi	41	31.384.871.962	31.733.501.888	Non controlling interest
		157.606.827.609	138.741.075.181	

1) Dewan Komisaris

Berdasarkan hasil RUPS-T yang dilaksanakan tanggal 16 Maret 2017 yang dituangkan dalam Akta Risalah RUPS-T No.21 tanggal 16 Maret 2017 oleh notaris Ir.Nanette Cahyanie Handari Adi Warsito, SH, susunan Dewan Komisaris PT PP (Persero) Tbk per 31 Maret 2017 adalah sebagai berikut:

Komisaris Utama & Independen	:	Andi Gani Nena Wea, S.H.	:	Chairman & Independent Commissioner
Komisaris Independen	:	Irjen (Purn) Drs. Aryanto Sutadi, M.H., M.Sc.	:	Independent Commissioner
Komisaris	:	Letjen TNI (Purn) Sumardi	:	Commissioner
Komisaris	:	Muhammad Khoerur Roziqin, S.E., M.Sc.	:	Commissioner
Komisaris	:	Dr. Ir. Arie Setiadi Moerwanto, M.Sc.	:	Commissioner
Komisaris	:	Ir.Wismana Adi Suryabrata,MIA	:	Commissioner

1) Board of Commissioners

According to General Shareholders Meeting which held in 16 March 2017, stated in the deed of General Shareholders Meeting No.21 on 16 March 2017 by Ir.Nanette Cahyanie Handari Adi Warsito, SH, the composition of Board of Commissioners of PT PP (Persero) Tbk as of 31 March 2017 are as follows:

3) Komite Audit

Berdasarkan Surat Keputusan Dewan Komisaris PT PP (Persero) Tbk No.009/SK/KOM/PP/2016 tanggal 30 Nopember 2016 tentang Pemberhentian Sekretaris Komite Audit PT PP (Persero) Tbk, susunan Komite Audit per 31 Maret 2017 adalah sebagai berikut:

Ketua	:	Drs. Aryanto Sutadi, M.Sc.	:	Chairman
Anggota	:	Ir. Sularso	:	Member
Anggota	:	Handoko Tripriyono, CPA	:	Member

3) Audit Committee

Based on the decree of the Company's Board of Commissioners NNo.009/SK/KOM/PP/2016 tanggal 30 November 2016 on termination and appointment of the Company's Audit Committee on membership of Audit Committee, the following are members of Audit Committee by 31 March 2017 are as follows:

PT PP (PERSERO) Tbk. DAN ENTITAS ANAK
LAPORAN LABA RUGI DAN PENGHASILAN KOMPREHENSIF LAIN KONSOLIDASIAN
UNTUK PERIODE 9 (SEMBILAN) BULAN YANG BERAKHIR
PADA TANGGAL-TANGGAL 30 SEPTEMBER 2017 DAN 2016
(Dinyatakan dalam Rupiah penuh, kecuali dinyatakan lain)

PT PP (PERSERO) Tbk. AND ITS SUBSIDIARIES
CONSOLIDATED STATEMENTS OF PROFIT OR LOSS AND OTHER COMPREHENSIVE INCOME
FOR THE PERIOD 9 (NINE) MONTH ENDED
SEPTEMBER 30, 2017 AND 2016
(Expressed in full Rupiah, unless otherwise stated)

	Catatan / Notes	30 September / September 2017	30 September / September 2016 *)	
Pendapatan Usaha	3w, 3x, 41	13.761.513.698.074	10.845.648.750.393	Operating Revenues
Beban Pokok Penjualan	3w, 3x, 42	(11.767.079.037.820)	(9.331.034.845.906)	Cost of Goods Sold
Laba Kotor		1.994.434.660.254	1.514.613.912.487	Gross Profit
Beban Usaha				Operating Expenses
Pegawai	3w, 43	303.957.005.136	239.566.603.434	Employees
Umum		95.658.626.478	82.257.106.270	General
Penyusutan		34.000.851.845	21.893.388.566	Depreciation
Pemasaran		8.745.107.765	4.276.130.190	Marketing
Jumlah Beban Usaha		442.364.591.224	347.993.228.460	Total Operating Expenses
Laba Usaha		1.552.070.069.030	1.166.620.684.027	Operating Income
Pendapatan (Beban) Lain-lain:				Others Income (Expenses)
Pendapatan Lainnya	44	204.437.307.488	71.666.782.971	Other Income
Beban Lainnya	45	(33.521.841.989)	(29.056.995.941)	Other Expenses
Beban Penurunan Nilai Piutang	46	(65.512.698.321)	(38.510.094.871)	Impairment
Beban Pendanaan / Bunga	47	(237.908.092.284)	(193.058.885.742)	Funding / Interest Expenses
Bagian Laba Ventura Bersama	48	148.452.701.782	56.458.680.322	Profit From Joint Venture
Bagian Laba Entitas Asosiasi	49	5.919.835.213	(2.637.748.725)	Income From Associated Company
Laba Sebelum Pajak Penghasilan		1.573.937.488.919	1.031.582.482.041	Profit Before Income Tax
Penghasilan (Beban) Pajak	3y, 14d			Income Tax (Expenses)
Pajak Kini				Current Tax
Pajak Final		(433.151.035.297)	(367.384.407.735)	Final Tax
Pajak Tidak Final		(22.379.814.241)	(6.114.825.265)	Non Final Tax
Jumlah Penghasilan (Beban) Pajak		(455.530.899.538)	(373.499.233.000)	Total Income (Expenses) Tax
Laba Tahun Berjalan dari Operasi Yang Dilanjutkan		1.118.406.581.381	658.083.169.041	Current Profit of Continued Operations
Penghasilan Komprehensif Lain				Other Comprehensive Income
Pos Yang Tidak Akan Direklasifikasi ke Laba (Rugi)				Post That Will Not Be Reclassified to Income (Loss)
Selisih Lebih Revaluasi Aset Tetap	21	-	55.540.299.907	Surplus of Fixed Asset Revaluation
Labas (Rugi) Aktuarial Program Imbalan Kerja	3d, 3i, 33	(10.593.149.922)	(4.951.212.141)	Gain (Loss) on Employment Benefit Plan Actuarial
Pajak Penghasilan Terkait Dengan Pos Yang Tidak Direklasifikasi	14	-	(1.290.686.522)	Income Tax Not Related To The Reclassified Post
		(10.593.149.922)	49.290.401.324	
Pos Yang Akan Direklasifikasi ke Laba (Rugi)		-	-	Post That Will Be Reclassified to Income (Loss)
Jumlah Penghasilan Komprehensif Lain Tahun Berjalan		(10.593.149.922)	49.290.401.324	Total Other Current Comprehensive Income
Jumlah Laba (Rugi) dan Penghasilan Komprehensif Lain Tahun Berjalan		1.107.813.431.459	707.373.570.365	Total Income (Loss) and Other Current Comprehensive Income

1) Dewan Komisaris

Berdasarkan hasil RUPS-T yang dilaksanakan tanggal 16 Maret 2017 yang dituangkan dalam Akta Risaalah RUPS-T No.21 tanggal 16 Maret 2017 oleh notaris Ir.Nanette Cahyanie Handari Adi Warsito, SH, susunan Dewan Komisaris PT PP (Persero) Tbk per 30 September 2017 adalah sebagai berikut:

Komisaris Utama & Independen	:	Andi Gani Nena Wea, S.H.	:	<i>Chairman & Independent Commissioner</i>
Komisaris Independen	:	Irjen (Purn) Drs. Aryanto Sutadi, M.H., M.Sc.	:	<i>Independent Commissioner</i>
Komisaris	:	Letjen TNI (Purn) Sumardi	:	<i>Commissioner</i>
Komisaris	:	Muhammad Khoerur Roziqin, S.E., M.Sc.	:	<i>Commissioner</i>
Komisaris	:	Dr. Ir. Arie Setiadi Moerwanto, M.Sc.	:	<i>Commissioner</i>
Komisaris	:	Ir. Wismana Adi Suryabrata, MIA	:	<i>Commissioner</i>

1) Board of Commissioners

According to General Shareholders Meeting which held in 16 March 2017, stated in the deed of General Shareholders Meeting No.21 on 16 March 2017 by Ir.Nanette Cahyanie Handari Adi Warsito, SH, the composition of Board of Commissioners of PT PP (Persero) Tbk as of 30 September 2017 are as follows:

3) Komite Audit

Berdasarkan Surat Keputusan Dewan Komisaris PT PP (Persero) Tbk No.009/SK/KOM/PP/2016 tanggal 30 Nopember 2016 tentang Pemberhentian Sekretaris Komite Audit PT PP (Persero) Tbk, susunan Komite Audit per 30 September 2017 adalah sebagai berikut:

Ketua	:	Drs. Aryanto Sutadi, M.Sc	:	<i>Chairman</i>
Anggota	:	Ir. Sularso	:	<i>Member</i>
Anggota	:	Handoko Tripriyono, CPA	:	<i>Member</i>

3) Audit Committee

Based on the decree of the Company's Board of Commissioners No.009/SK/KOM/PP/2016 tanggal 30 November 2016 on termination and appointment of the Company's Audit Committee on membership of Audit Committee, the following are members of Audit Committee by 30 September 2017 are as follows:

STRUKTUR DAN KOMPOSISI PEMEGANG SAHAM

SHAREHOLDER STRUCTURE AND COMPOSITION

Pada 31 Desember 2017, komposisi Pemegang Saham FTTP adalah sebagai berikut :

As of December 31, 2017, the composition of PT PP's Shareholders is as follows:



Komposisi Pemegang Saham PT PP (Persero) Tbk pada 31 Desember 2017 adalah :

Shareholder Composition of PT PP (Persero) Tbk as of December 31, 2017 is:

No	Pemegang Saham	Jumlah Saham (Lembar) Number of Share (Share)	% Kepemilikan & Ownership	Shareholder
1	Negara Republik Indonesia	3.161.947.836	51,00%	Government of the Republic of Indonesia
2	Koperasi Karyawan Pemegang Saham PP	5.186.092	0,08%	PP Shareholder Employee Cooperative
3	Masyarakat	3.032.743.426	48,92%	Public

Pemegang saham dengan kepemilikan >5%

No	Pemegang Saham Shareholder	Jumlah Saham (Lembar) Number of Shares (Share)	Nominal (Rp) Nominal (Rp)	% Kepemilikan % Ownership
1	Negara Republik Indonesia <i>Government of the Republic of Indonesia</i>	3.161.947.836	8.347.542.287.040	51,0%

Kelompok Pemegang Saham

Kelompok Pemegang Saham Shareholder Group	Domestik Domestic			Asing Foreign		
	Jumlah Saham Number of Shares	% Kepemilikan % Ownership	Jumlah Pemegang Saham Number of Shareholders	Jumlah Saham Number of Shares	% Kepemilikan % Ownership	Jumlah Pemegang Saham Number of Shareholders
Individu Individual	412.152.170	6,65%	496	2.465.650	0,04%	44
Institusi Institution	3.933.007.014	63,43%	11.148	1.852.272.520	29,88%	307
Total	4.345.159.184	70,08%	11.614	1.854.738.170	29,92%	351

Kepemilikan saham oleh Dewan Komisaris, Direksi dan karyawan

Share Ownership by the Board of Commissioners, Board of Directors, and Employees

No	Nama Name	Jabatan Position	Jumlah Saham (Lembar) Number of Shares (Share)	% Kepemilikan % Ownership
1	Agus Purbianto	Direktur Keuangan dan Pengelolaan Kapital Manusia <i>Director of Finance and Human Capital Management</i>	45.000	0,00%
2	Muhammad Toha Fauzi	Direktur Infrastruktur <i>Director of Infrastructure Construction</i>	733.195	0,01%
Total			778.195	0,01%

Tahun 2018

PT PP (PERSERO) Tbk DAN ENTITAS ANAK
LAPORAN LABA RUGI DAN PENGHASILAN KOMPREHENSIF
LAIN KONSOLIDASIAN
Untuk Periode-Periode Sembilan Bulan yang Berakhir
30 September 2018 dan 2017

PT PP (PERSERO) Tbk DAN ENTITAS ANAK
CONSOLIDATED STATEMENTS OF PROFIT OR LOSS
AND OTHER COMPREHENSIVE INCOME
For the Nine-Month Periods Ended
September 30, 2018 and 2017

	30 September / September 30, 2018	Catatan / Notes	30 September / September 30, 2017	
PENDAPATAN USAHA	14.786.949.451.054	41, 50	13.761.513.698.074	REVENUE
BEBAN POKOK PENDAPATAN	(12.559.130.527.323)	42	(11.767.079.037.820)	COST OF REVENUE
LABA KOTOR	2.227.818.923.731		1.994.434.660.254	GROSS PROFIT
Beban Usaha	(600.056.889.515)	43	(442.364.591.224)	Operating expenses
Beban penurunan nilai piutang	(69.284.914.683)		(65.512.698.321)	Provision for impairment losses on receivables
Beban pendanaan (bunga)	(463.881.408.408)		(237.908.092.284)	Funding (interest) expenses
Bagian laba venture bersama	182.828.667.794	44	151.152.133.782	Share in profit of joint venture
Bagian laba entitas asosiasi	3.188.314.692	16	3.220.403.213	Share in profit of associates
Pendapatan lainnya	371.631.336.352	45	204.437.307.488	Other income
Beban lainnya	(42.616.335.979)	46	(33.521.641.989)	Other expense
Beban pajak final	(474.519.156.321)		(433.151.085.297)	Final tax expense
LABA SEBELUM PAJAK	1.135.108.337.663		1.140.786.395.622	PROFIT BEFORE TAX
Pajak tidak final	(13.843.538.835)		(22.379.814.241)	Non final tax
BEBAN PAJAK PENGHASILAN - BERSIH	(13.843.538.835)	47	(22.379.814.241)	INCOME TAX EXPENSE - NET
LABA TAHUN BERJALAN	1.121.265.018.828		1.118.406.581.381	PROFIT FOR THE YEAR
PENGHASILAN KOMPREHENSIF LAIN:				OTHER COMPREHENSIVE INCOME:
Pos-pos yang tidak akan direklasifikasi ke laba rugi:				Items that will not be reclassified subsequently to Profit (Loss):
Kauntungan revaluasi aset tetap	-		-	Gain on revaluation of property and equipment
Pengukuran kembali atas program imbalan pasti	(16.511.924.673)	33	(10.593.149.922)	Remeasurement of defined benefits obligation
Pajak penghasilan terkait dengan pos-pos yang tidak akan direklasifikasi	-		-	Income tax benefit (expense) relating to items that will not be reclassified subsequently
Jumlah penghasilan komprehensif lain tahun berjalan setelah pajak	(16.511.924.673)		(10.593.149.922)	Total other comprehensive income for the year, net of tax
JUMLAH LABA KOMPREHENSIF TAHUN BERJALAN	1.104.753.094.155		1.107.813.431.459	TOTAL COMPREHENSIVE INCOME FOR THE YEAR
Laba yang dapat diatribusikan kepada:				Profit for the year attributable to:
Pemilik entitas induk	874.672.629.447		989.979.447.448	Owner's of the Company
Kepentingan non pengendali	246.592.369.381	40	128.427.133.933	Non-controlling interest
	1.121.265.018.828		1.118.406.581.381	

PT PP (PERSERO) Tbk DAN ENTITAS ANAK
 CATATAN ATAS LAPORAN KEUANGAN KONSOLIDASIAN
 TANGGAL 30 SEPTEMBER 2018 DAN 31 DESEMBER 2017
 DAN UNTUK PERIODE-PERIODE SEMBILAN BULAN YANG BERAKHIR
 30 SEPTEMBER 2018 DAN 2017 - Lanjutan

PT PP (PERSERO) Tbk AND ITS SUBSIDIARIES
 NOTES TO CONSOLIDATED FINANCIAL STATEMENTS
 AS OF SEPTEMBER 30, 2018 AND DECEMBER 31, 2017
 AND FOR THE NINE - MONTH PERIODS ENDED
 SEPTEMBER 30, 2018 AND 2017 - Continued

Ruang lingkup kegiatan Perusahaan terutama meliputi jasa konstruksi, realti (Pengembang) dan properti, pracetak, peralatan dan investasi di bidang infrastruktur dan energi.

The current business activities of the Company are in construction services, real estate (developer) and properties, precast, equipment, and investment in infrastructure and energy.

Perusahaan berkedudukan di Jakarta, dengan kantor pusat perusahaan beralamat di Jl. Letjend. TB Simatupang No. 37, Pasar Rebo - Jakarta Timur.

The Company is domiciled in Jakarta, with head office is located at Jl. Letjend. TB Simatupang No. 37 Pasar Rebo - Jakarta Timur.

Perusahaan dan entitas anak (secara bersama-sama disebut sebagai "Grup") mempunyai 2.136 dan 2.085 karyawan masing-masing pada 30 September 2018 dan 31 Desember 2017.

The Company and its subsidiaries (collectively referred to the "Group") had total number of employees of 2,136 and 2,085 as of September 30, 2018 and December 31, 2017, respectively.

Susunan pengurus Perusahaan pada tanggal 30 September 2018 adalah sebagai berikut:

The Company's management at September 30, 2018 are as follows:

Komisaris Utama dan Independen	: Andi Gani Nena Wea, S.H.	: Chairman and Independent Commissioner
Komisaris Independen	: Irjen (Purn) Drs. Aryanto Sutadi, M.H., M.Sc.	: Independent Commissioner
Komisaris	: Letjen TNI (Purn) Sumardi Muhammad Khoerur Roziqin, S.E., M.Sc. Dr. Ir. Arie Setiadi Moervanto, M.Sc. Ir. Wismana Adi Suryabrata, MIA	: Commissioner

Komite Audit

Audit Committee

Ketua	: Irjen. (Purn) Drs. Aryanto Sutadi, M.H., M.Sc.	: Chairman
Anggota	: Ir. Sularso Handoko Tripriyono, CPA	: Members

Laporan Dewan Komisaris Board Of Commissioners Report

PERUBAHAN KOMPOSISI DEWAN KOMISARIS

Pada tahun 2018, tidak terjadi perubahan komposisi Dewan Komisaris, sehingga susunan Dewan Komisaris PTPP adalah sebagai berikut:

Komisaris Utama : Andi Gani Nena Wea, SH
merangkap
Komisaris
Independen

Komisaris Independen : Irjen. Pol. (Purn) Drs. Aryanto Sutadi,
M.Hum., M.Sc.

Komisaris : Letjend. (Purn) Sumardi

Komisaris : M. Khoerur Roziqin, SE., M.Sc.

Komisaris : Dr. Ir. Arie Setiadi Moerwanto, M.Sc.

Komisaris : Ir. Wismana Adi Suryabrata, MIA

CHANGES IN THE COMPOSITION OF THE BOARD OF COMMISSIONERS

There was no change in the composition of the Board of Commissioners PTPP in 2018. Thus, the composition is as follows:

President : Andi Gani Nena Wea, SH
Commissioner
concurrently
Independent
Commissioner

Independent Commissioner : Irjen. Pol. (Purn) Drs. Aryanto Sutadi,
M.Hum., M.Sc.

Commissioner : Letjend. (Purn) Sumardi

Commissioner : M. Khoerur Roziqin, SE., M.Sc.

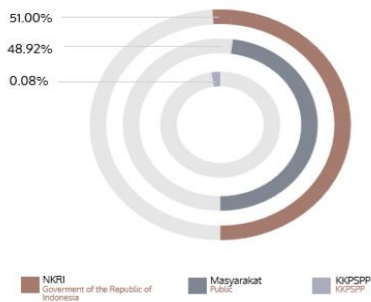
Commissioner : Dr. Ir. Arie Setiadi Moerwanto, M.Sc.

Commissioner : Ir. Wismana Adi Suryabrata, MIA

Struktur & Komposisi Pemegang Saham Structure & Shareholders Composition

Sampai dengan 31 Desember 2018, komposisi Pemegang Saham PTPP adalah sebagai berikut :

As of December 31, 2018, the compositions of PT PTP's Shareholders is as follows :



KOMPOSISI PEMEGANG SAHAM PTPP PADA 31 DESEMBER 2018 COMPOSITION OF PTPP SHAREHOLDERS AS OF DECEMBER 31, 2018

No	Pemegang Saham Shareholder	Jumlah Lembar Saham Number of Shares	Kepemilikan (%) Ownership (%)
1	Negara Kesatuan Republik Indonesia Government of the Republic of Indonesia	3.161.947.836 3,161,947,836	51,00% 51.00%
2	Koperasi Karyawan Pemegang Saham Pembangunan Perumahan KKPSP	5.186.092 5,186,092	0,08% 0.08%
3	Masyarakat Public	3.032.763.426 3,032,763,426	48,92% 48.92%

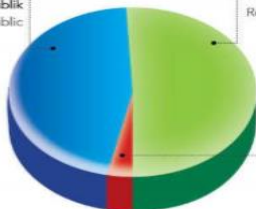
KEPEMILIKAN SAHAM OLEH DEWAN KOMISARIS DAN DIREKSI SHARE OWNERSHIP BY THE BOARD OF COMMISSIONERS AND DIRECTOR

Nama Name	Jabatan Position	Jumlah Saham (lembar) Number of Shares	Kepemilikan (%) Ownership (%)
Ir. M. Toha Fauzi, MT	Direktur Infrastruktur Director of Infrastructure	733.195	0,01% 0.01%
Agus Purbianto, SE, AK, MM.	Direktur Keuangan dan Pengelolaan Kapital Manusia Director of Finance and Management of Human Capital	45.000	0,00% 0.00%
Total		778.195	0,01% 0.01%

Kepemilikan Saham

48,9%

Publik
Public



Shares Ownership

51%

Pemerintah Republik Indonesia
Republic of Indonesia Government

0,10%

Koperasi Karyawan Pemegang Saham PP (KKPSPP)
Koperasi Karyawan Pemegang Saham PP (KKPSPP)

Komposisi Pemegang Saham

Shareholders Composition

Komposisi Pemegang saham Perseroan pada akhir tahun 2016 dan 2015, sebagai berikut:
Shareholders Composition as end of 2016 and 2015 are as follows:

Kepemilikan	Jumlah Saham Total Share		%		Ownership
	2016	2015	2016	2015	
Pemodal Nasional					<i>Indonesian Investors</i>
Negara Republik Indonesia	3,161,947,836	2,469,642,760	51.00	51.00	<i>Republic of Indonesia</i>
Investor Domestic					<i>Domestic Investor</i>
- Koperasi	9,716,786	152,883,834	0.16	3.16	<i>- Cooperative</i>
- Sekuritas	2,602,600	13,309,680	0.04	0.27	<i>- Securities</i>
- Perorangan Domestik	251,796,842	107,609,492	4.06	2.22	<i>- Individual Domestic</i>
- Asuransi	293,312,570	111,392,500	4.73	2.30	<i>- Insurance</i>
- Reksadana	828,805,607	749,105,172	13.37	15.47	<i>- Mutual Fund</i>
- Dana Pensiun	210,985,409	188,600,200	3.40	3.89	<i>- Pension Fund</i>
- Perusahaan Terbatas	28,880,539	64,162,900	0.47	1.33	<i>- Limited Company</i>
- Yayasan	40,379,499	27,369,500	0.65	0.57	<i>- Foundation</i>
Sub Total	1,666,479,852	1,414,433,278	26.88	29.21	<i>Subtotal</i>
Pemodal Asing					<i>Foreign Investor</i>
- Perorangan Asing	677,520	650,500	0.01	0.01	<i>- Individual Foreign</i>

Komposisi Pemegang saham Perseroan pada akhir tahun 2016 dan 2015, sebagai berikut:
Shareholders Composition as end of 2016 and 2015 are as follows:

Kepemilikan	Jumlah Saham Total Share		%		Ownership
	2016	2015	2016	2015	
- Institusi Asing	1,370,792,146	957,709,962	22.11	19.78	- Institution Foreign
Sub Total	1,371,469,666	958,360,462	22.12	19.79	Subtotal
Total	6,199,897,354	4,842,436,500	100.00	100.00	Total

Kepemilikan Saham oleh Anggota Direksi dan Komisaris per 31 Desember 2016
Shares Ownership by Board of Directors and Board of Commissioners Members as of December 31, 2016

Nama Name	Jabatan Position	Jumlah Saham Total Shares	Persen Saham Shares Percentage
Andi Gani Nena Wea	Komisaris Utama President Commissioner	0	0.00%
Hedyanto W.Husani	Komisaris Commissioner	0	0.00%
Muhammad Khoerur Roziqin	Komisaris Commissioner	0	0.00%
Sumardi	Komisaris Commissioner	0	0.00%
Wismana Adi Suryabrata	Komisaris Commissioner	0	0.00%
Aryanto Sutadi	Komisaris (Independen) Commissioner (Independent)	0	0.00%
Tumiyana	Direktur Utama President Director	0	0.00%
Abdul Haris Tatang	Direktur Director	147,200	0.00%
Agus Purbianto	Direktur Director	0	0.00%
Lukman Hidayat	Direktur Director	0	0.00%
M. Aprindi	Direktur Director	0	0.00%



Perubahan Komposisi Dewan Komisaris

Pada tahun 2017, komposisi Dewan Komisaris Perseroan mengalami perubahan sesuai dengan keputusan Rapat Umum Pemegang Saham Tahunan yang diselenggarakan pada 16 Maret 2017 yang telah memberhentikan dengan hormat Sdr. Hedyanto W Husaini dan mengangkat Sdr. Arie Setiadi Moerwanto sebagai anggota Dewan Komisaris, sehingga komposisi Dewan Komisaris PTPP adalah sebagai berikut :

Komisaris Utama/Independen :
Oktavianus Dominggus AGN/ Andi Gani Nena Wea
Komisaris : Sumardi
Komisaris : M. Khoerur Roziqin
Komisaris : Arie Setiadi Moerwanto
Komisaris : Wismana Adi Suryadibrata
Komisaris Independen : Aryanto Sutadi

Changes in the Board of Commissioners Composition

In 2017, the Company's Board of Commissioners composition underwent changes based on the resolution of the Annual General Meeting of Shareholders held on March 16, 2017, which has honorably discharged Hedyanto W Husaini and appointed Arie Setiadi Moerwanto as member of the Board of Commissioners, hence the composition of PTPP's Board of Commissioners is as follows:

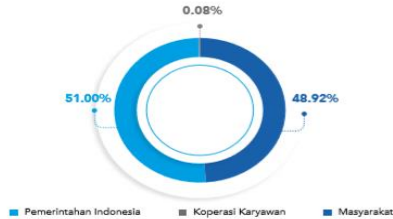
President/Independent Commissioner Oktavianus :
Dominggus AGN/Andi Gani Nena Wea
Commissioner : Sumardi
Commissioner : M. Khoerur Roziqin
Commissioner : Arie Setiadi Moerwanto
Commissioner : Wismana Adi Suryadibrata
Independent Commissioner : Aryanto Sutadi

STRUKTUR DAN KOMPOSISI PEMEGANG SAHAM

SHAREHOLDER STRUCTURE AND COMPOSITION

Pada 31 Desember 2017, komposisi Pemegang Saham PTPP adalah sebagai berikut :

As of December 31, 2017, the composition of PT PP's Shareholders is as follows:



Komposisi Pemegang Saham PT PP (Persero) Tbk pada 31 Desember 2017 adalah :

Shareholder Composition of PT PP (Persero) Tbk as of December 31, 2017 is:

No	Pemegang Saham	Jumlah Saham (Lembar) Number of Share (Share)	% Kepemilikan & Ownership	Shareholder
1	Negara Republik Indonesia	3.161.947.836	51,00%	Government of the Republic of Indonesia
2	Koperasi Karyawan Pemegang Saham PP	5.186.092	0,08%	PP Shareholder: Employee Cooperative
3	Masyarakat	3.032.763.426	48,92%	Public

NO.	NAMA NAME	JUMLAH SAHAM NUMBER OF SHARES	NOMINAL	% KEPEMILIKAN % OWNERSHIP
1	BNYMSANV RE BNYMLB RE Employees Providentf Board-2029B44119	287.566.235	759.227.660.400	4,64 %
2	Citibank New York S/A Government of Norway - 15	103.029.080	271.996.771.200	1,66 %
3	Citibank New York S/A Government of Norway - 16	102.623.799	270.926.829.360	1,66 %
4	HBC-Fund Services, BOS (CAYMAN) LTD AS TR OF Value Partners High-Dividend Stocks Fund	77.095.000	203.530.800.000	1,24 %
5	JPMCB NA AIF CLT RE-STICHTING DEPOSITARY APO EME MRKT EQ POOL	71.720.583	189.342.339.120	1,16 %
6	RBC IST S/A RBC Asia Pacific Ex-Japan Equity Fund	69.376.871	183.154.939.440	1,12 %
7	Reksa Dana Schroder Dana Prestasi Plus-908294000	40.566.350	107.095.164.000	0,65 %
8	BBH Boston S/A VANORD EMG MKTS STK INFD	40.331.622	106.475.482.080	0,65 %
9	NT TST CO S/A Baring International Umbrella Fund	38.574.170	101.835.808.800	0,62 %
10	THE NT TST CO S/A TT Emerging Markets Opportunities Fund II Limited	34.230.820	90.369.364.800	0,55 %
11	Aureanal Jive Manulife Indonesia, PT-49454000	31.601.619	83.428.274.160	0,51 %
12	JPMCB NA RE-Vanguard Total International Stock Index Fund	31.263.625	82.535.970.000	0,5 %

Kelompok Pemegang Saham Shareholder Group	Domestik Domestic			Asing Foreign		
	Jumlah Saham Number of Shares	% Kepemilikan % Ownership	Jumlah Pemegang Saham Number of Shareholders	Jumlah Saham Number of Shares	% Kepemilikan % Ownership	Jumlah Pemegang Saham Number of Shareholders
Individu <i>Individual</i>	412.152.170	6,65%	496	2.465.650	0,04%	44
Institusi <i>Institution</i>	3.933.007.014	63,43%	11.148	1.852.272.520	29,88%	307
Total	4.345.159.184	70,08%	11.614	1.854.738.170	29,92%	351

Kepemilikan saham oleh Dewan Komisaris, Direksi dan karyawan Share Ownership by the Board of Commissioners, Board of Directors, and Employees

No	Nama Name	Jabatan Position	Jumlah Saham (Lembar) Number of Shares (Share)	% Kepemilikan % Ownership
1	Agus Purbianto	Direktur Keuangan dan Pengelolaan Kapital Manusia <i>Director of Finance and Human Capital Management</i>	45.000	0,00%
2	Muhammad Toha Fauzi	Direktur Infrastruktur <i>Director of Infrastructure Construction</i>	733.195	0,01%
Total			778.195	0.01%

c. PT LAPORAN KEUANGAN PT Waskita Karya Tbk. Tahun 2016

(Dalam Rupiah Penuh)				(In Full of Rupiah)
	Catatan/ Notes	31 Maret 2016/ March 31, 2016	31 Maret 2015/ March 31, 2015	
		Rp	Rp	
Pendapatan Usaha	2, 40, 55	3,071,542,345,687	1,402,041,067,700	Revenues
Beban Pokok Pendapatan	2, 41	<u>(2,551,915,406,079)</u>	<u>(1,245,554,720,408)</u>	Cost of Revenues
Laba Bruto		519,626,939,608	157,286,347,293	Gross Profit
Pendapatan Bersih Ventura Bersama Konstruksi	2, x, 2, 42	<u>(35,158,248,339)</u>	<u>11,054,580,675</u>	Net Revenue of Construction Joint Ventures
Laba Bruto Setelah Ventura Bersama		484,468,691,269	168,340,927,968	Gross Profit After Joint Ventures
Beban Penjualan	2, 1, 43	(8,352,997,433)	(6,548,005,148)	Selling Expenses
Beban Umum dan Administrasi	2, 1, 43	(52,409,908,841)	(53,959,215,198)	General and Administrative Expenses
Pendapatan Bunga		37,695,529,042	15,838,530,552	Interest Income
Keuntungan (Kerugian) Selisih Kurs - Bersih	2, 1, 2, s	(605,278,194)	3,538,989,554	Gain (Loss) on Foreign Exchange Rates - Net
Keuntungan Penjualan Aset Tetap	2, m, 18	-	-	Gain on Sale of Fixed Assets
Selisih Penilaian Properti Investasi	16	-	-	Differences on Revaluation of Investment Property
Pendapatan Lainnya	45	13,771,441,073	1,600,309,762	Other Income
Beban Lain-lain - Bersih	46	<u>(4,099,090,596)</u>	<u>(2,656,651,291)</u>	Other Expenses - Net
Laba Sebelum Pajak dan Beban Keuangan		429,668,396,321	116,154,606,199	Income Before Tax and Financial Charges
Beban Keuangan	2, s, 44	(169,678,527,625)	(66,024,111,905)	Financial Charges
Bagian Laba Bersih Entitas Asosiasi	2, e, 15	-	-	Equity in Net Income of Associates
Laba Sebelum Pajak		259,989,868,696	50,130,494,294	Income Before Tax
Beban Pajak Penghasilan Kini	2, v, 11, c	(135,877,460,838)	(38,207,297,374)	Income Tax Expenses
Manfaat Pajak Tagguhan		-	-	Deferred Income Tax
Laba Bersih Tahun Berjalan		124,112,397,858	11,923,196,920	Net Income for the Year
Pendapatan Komprehensif Lain				Other Comprehensive Income
Pos-pos yang Tidak Akan Direklasifikasi ke Laba Rugi				The Items that May Be Not Subsequently Reclassified to Profit and Loss
Selisih Revaluasi Aset Tetap		-	-	Differences on Revaluation of Fixed Assets
Pos-pos yang Akan Direklasifikasi ke Laba Rugi				The Items that May Be Subsequently Reclassified to Profit and Loss
Selisih Kurs Penjabaran Laporan Keuangan dalam Valuta Asing	2, 1	(6,260,516,055)	(583,036,078)	Exchange Rate Difference From Financial Statements Translation
Kerugian Aktuarial atas Program Manfaat Pasti		-	-	Actuarial Loss on Employees Benefits Program
Laba Komprehensif Tahun Berjalan		117,851,881,803	11,340,160,842	Total Comprehensive Income
LABA BERSIH YANG DAPAT DIATRIBUSIKAN KEPADA				TOTAL NET INCOME FOR
Pemilik Entitas Induk		127,311,585,135	11,956,328,927	THE YEAR ATTRIBUTABLE TO:
Kepentingan Nonpengendali	1, b, 47	<u>(3,199,187,277)</u>	<u>(33,132,007)</u>	Owners of the Parent Non-controlling Interest
JUMLAH		124,112,397,858	11,923,196,920	TOTAL

1.f. Susunan Dewan Komisaris, Direksi dan Karyawan

Susunan pengurus Perusahaan pada tanggal 31 Maret 2016 dan 31 Desember 2015 adalah sebagai berikut:

1.f The Composition of Board of Commissioners, Directors and Employees

The composition were of the Company's management as of March 31, 2016 and December 31, 2015 as follows:

31 Maret/ March 31, 2016 and 31 Desember/ December 31, 2015

Komisaris Utama	Mohamad Hasan	<i>President Commissioner</i>
Komisaris Independen	Mohammad Aqil Hirham Danis Viktor S Sirait	<i>Independent Commissioner</i>
Komisaris	Danis H. Sumadilaga	<i>Commissioner</i>
Komisaris	Arif Baharudin	<i>Commissioner</i>
Komisaris	R Agus Sartono	<i>Commissioner</i>

Susunan Komite Audit Perusahaan pada tanggal 31 Maret 2016 dan 31 Desember 2015 adalah sebagai berikut:

The structure of the Company's Audit Committee as of March 31, 2015 and December 31, 2015 is as follows:

31 Maret/ March 31, 2016 and 31 Desember/ December 31, 2015

Ketua	Viktor S Sirait	<i>Head</i>
Anggota	R Agus Sartono Tjahjo Winarto Hengki Z.P Tampubolon	<i>Members</i>

	Notes	September 30, 2016	September 30, 2015	
		Rp	Rp	
Pendapatan Usaha	39,54	14.007.901.853.114	7.422.050.322.266	Revenues
Beban Pokok Pendapatan	40	(11.501.180.448.767)	(6.527.367.448.920)	Cost of Revenues
Laba Bruto		2.426.721.404.347	894.682.873.346	Gross Profit
Pendapatan Bersih Ventura Bersama Konstruksi	41	(7.283.727.034)	62.675.794.639	Net Revenue of Construction Joint Ventures
Laba Bruto Setelah Ventura Bersama		2.419.437.677.313	957.358.667.985	Gross Profit After Joint Ventures
Beban Penjualan	42	(26.795.291.464)	(20.848.807.543)	Selling Expenses
Beban Umum dan Administrasi	42	(331.256.425.948)	(252.525.662.182)	General and Administrative Expenses
Pendapatan Bunga		126.226.739.846	94.610.377.317	Interest Income
Keuntungan (Kerugian) Selisih Kurs - Bersih		(2.246.696.394)	16.075.720.886	Gain (Loss) on Foreign Exchange Rates - Net
Keuntungan Penjualan Aset Tetap	17	--	22.802.775.725	Gain on Sale of Fixed Assets
Pendapatan Lainnya	44	54.282.172.807	6.747.325.306	Other Income
Beban Lain-lain - Bersih	45	(19.156.623.017)	(23.268.224.896)	Other Expenses - Net
Laba Sebelum Pajak dan Beban Keuangan		2.220.489.552.543	800.952.172.598	Income Before Tax and Financial Charges
Beban Keuangan	43	(672.898.604.691)	(238.966.996.596)	Financial Charges
Bagian Laba Bersih Entitas Asosiasi	14	(14.704.414.487)	--	Equity in Net Income of Associates
Laba Sebelum Pajak		1.532.886.453.365	560.985.176.002	Income Before Tax
Beban Pajak Penghasilan Kini	10	(461.305.658.879)	(160.626.414.359)	Income Tax Expenses
Manfaat Pajak Tagguhan	10	16.178.852.780	--	Deferred Income Tax
Laba Bersih Tahun Berjalan		1.087.679.647.266	400.358.761.643	Net Income for the Year
Pendapatan Komprehensif Lain				Other Comprehensive Income
Pos-pos yang Tidak Akan Direklasifikasi ke Laba Rugi				The Items that May Be Not Subsequently Reclassified to Profit and Loss
Pengukuran Kembali Program Imbalan Pasti		519.373.345	(13.113.732.098)	Remeasurement of Defined Benefit Plans
Pos-pos yang Akan Direklasifikasi ke Laba Rugi				The Items that May Be Subsequently Reclassified to Profit and Loss
Selisih Kurs Penjabaran Laporan Keuangan dalam Valuta Asing		(10.114.649.637)	1.978.546.083	Exchange Rate Difference From Financial Statements Translation
Laba Komprehensif Tahun Berjalan		1.078.084.370.974	389.223.575.628	Total Comprehensive Income
LABA BERSIH YANG DAPAT DIATRIBUSIKAN KEPADA:				TOTAL NET INCOME FOR THE YEAR ATTRIBUTABLE TO:
Pemilik Entitas Induk		1.088.601.259.120	400.292.253.154	Owners of the Parent Entity
Keperwakilan Nonpengendali	46	(92.161.853)	66.508.490	Non-Controlling Interest
JUMLAH		1.087.679.647.266	400.358.761.644	TOTAL

1.f. Susunan Dewan Komisaris, Direksi dan Karyawan **1.f The Composition of Board of Commissioners, Directors and Employees**

Susunan pengurus Perusahaan pada tanggal 30 September 2016 dan 31 Desember 2015 adalah sebagai berikut:

The composition were of the Company's management as of September 30, 2016 and December 31, 2015 as follows:

30 September/September 30, 2016 and 31 Desember/ December 31, 2015

Komisaris Utama	Mohamad Hasan	President Commissioner
Komisaris Independen	Mohammad Aqil Hirham Danis Viktor S Sirait	Independent Commissioner
Komisaris	Danis H. Sumadilaga	Commissioner
Komisaris	Arif Baharudin	Commissioner
Komisaris	R Agus Sartono	Commissioner

PT WASKITA KARYA (PERSERO) Tbk DAN ENTITAS ANAK
CATATAN ATAS LAPORAN KEUANGAN KONSOLIDASIAN INTERIM (Lanjutan)
 Pada Tanggal 30 September 2016 (Tidak Diaudit) dan 31 Desember 2015 (Diaudit)
 (Dalam Rupiah Penuh)

PT WASKITA KARYA (PERSERO) Tbk AND SUBSIDIARIES
NOTES TO THE INTERIM CONSOLIDATED FINANCIAL STATEMENTS (Continued)
 As of September 30, 2016 (Unaudited) and December 31, 2015 (Audited)
 (In Full of Rupiah)

Susunan Komite Audit Perusahaan pada tanggal 30 September 2016 dan 31 Desember 2015 adalah sebagai berikut:

The structure of the Company's Audit Committee as of September 30, 2016 and December 31, 2015 is as follows:

30 September/September 30, 2016 and 31 Desember/ December 31, 2015

Ketua	Viktor S Sirait	Head
Anggota	R Agus Sartono Tjahjo Winarto Hengki Z P Tampubolon	Members

**PT WASKITA KARYA (PERSERO) Tbk
DAN ENTITAS ANAK
LAPORAN LABA RUGI DAN PENGHASILAN
KOMPREHENSIF LAIN KONSOLIDASIAN
Untuk Tahun-tahun yang Berakhir
31 Desember 2016 dan 2015
(Dalam Rupiah Penuh)**

**PT WASKITA KARYA (PERSERO) Tbk
AND SUBSIDIARIES
CONSOLIDATED STATEMENTS OF PROFIT
OR LOSS AND OTHER COMPREHENSIVE INCOME
For the Years Ended
December 31, 2016 and 2015
(In Full of Rupiah)**

	Catatan/ Notes	2016 Rp	2015 ^{a)} Rp	
Pendapatan Usaha	39, 54	23,788,322,626,347	14,152,752,847,612	Revenues
Beban Pokok Pendapatan	40	(19,820,484,367,804)	(12,235,514,814,135)	Cost of Revenues
LABA BRUTO		3,967,838,258,444	1,921,238,033,477	GROSS PROFIT
Beban Penjualan	41	(33,152,971,997)	(37,410,897,783)	Selling Expenses
Beban Umum dan Administrasi	41	(795,129,822,061)	(480,433,380,670)	General and Administrative Expenses
Beban Pajak Fiskal	11.d	(324,304,470,813)	(280,914,489,064)	Current Income Tax
Pendapatan Bunga		187,483,177,298	72,801,139,476	Interest Income
Keuntungan (Kerugian)				Gain (Loss) on
Selah Kurs - Bersih		(732,320,145)	13,191,493,000	Foreign Exchange Rates - Net
Keuntungan Penjualan Aset Tetap		--	539,455,112	Gain on Sale of Fixed Assets
Selalih Penilaian				Difference on Revaluation of
Properti Investasi		--	92,241,255,128	Investment Property
Pendapatan Lain - lain	42	147,474,747,992	185,652,343,033	Other Income
Beban Lain-lain - Bersih	43	(43,695,297,690)	(39,918,794,375)	Other Expenses - Net
LABA SEBELUM PAJAK DAN BEBAN KEUANGAN		3,146,781,601,088	1,448,908,278,494	PROFIT BEFORE TAX AND FINANCIAL CHARGES
Beban Keuangan	44	(882,835,623,288)	(340,008,462,044)	Financial Charges
Bagian Laba (Rugi) Bersih Entitas Asosiasi dan Ventura Bersama	14, 45	(7,396,804,963)	10,111,758,300	Equity in Net Income (Loss) of Associates and Joint Ventures
LABA SEBELUM PAJAK		2,166,639,073,418	1,117,089,614,740	PROFIT BEFORE TAX
Beban Pajak Penghasilan	11.c	(342,520,496,635)	(69,498,061,966)	Income Tax Expenses
LABA TAHUN BERJALAN		1,814,088,616,794	1,047,680,672,774	PROFIT FOR THE YEAR
PENGHABILAN KOMPREHENSIF LAIN				OTHER COMPREHENSIVE INCOME
Pos-pos yang Tidak Akan Direklasifikasi ke Laba Rugi				Item that May Not Be Subsequently Reclassified to Profit and Loss
Surplus Revaluasi Aset Tetap dan Aset Takberwujud		(4,509,463,098)	510,501,181,407	Revaluation Surplus on Fixed Assets and Intangible Assets
Pengukuran Kembali Program Imbalan Pasti - Bersih		4,390,078,844	7,986,710,316	Remeasurement of Defined Benefit Plans - Net
Pos-pos yang Akan Direklasifikasi ke Laba Rugi				Item that May Be Subsequently Reclassified to Profit and Loss
Selalih Kurs Penjabaran Laporan Keuangan dalam Valuta Asing		(3,725,755,374)	1,039,036,294	Exchange Difference on Translation of Financial Statements in Foreign Currencies
Penghasilan Komprehensif Lain Tahun Berjalan		(3,885,140,528)	519,526,933,017	Total Other Comprehensive For The Year
TOTAL LABA KOMPREHENSIF TAHUN BERJALAN		1,809,183,478,266	1,687,117,606,791	TOTAL COMPREHENSIVE INCOME FOR THE YEAR
LABA BERSIH YANG DAPAT DIATRIBUSIKAN KEPADA:				NET INCOME
Pemilik Entitas Induk		1,713,260,616,725	1,047,738,098,920	ATTRIBUTABLE TO: Owners of the Parent
Keperwakilan Nonpengendali	46	99,608,000,059	(147,426,146)	Non-controlling Interest
JUMLAH		1,813,088,616,794	1,047,680,672,774	TOTAL

**PT WASKITA KARYA (PERSERO) Tbk
DAN ENTITAS ANAK
CATATAN ATAS LAPORAN KEUANGAN
KONSOLIDASIAN (Lanjutan)
Untuk Tahun-tahun yang Berakhir
31 Desember 2016 dan 2015
(Dalam Rupiah Penuh)**

**PT WASKITA KARYA (PERSERO) Tbk
AND SUBSIDIARIES
NOTES TO THE CONSOLIDATED
FINANCIAL STATEMENTS (Continued)
For the Years Ended
December 31, 2016 and 2015
(In Full of Rupiah)**

2016		2015	
Komisaris Utama	Badrodin Haiti	Mohamad Hasan	President Commissioner
Komisaris Independen	M. Aqil Irfham	M. Aqil Irfham	Independent Commissioner
Komisaris	Viktor S Sirait	Viktor S Sirait	
Komisaris	Danis H. Sumadilaga	Danis H. Sumadilaga	Commissioner
Komisaris	Arif Baharudin	Arif Baharudin	Commissioner
Komisaris	R. Agus Sartono	R. Agus Sartono	Commissioner
2016 / 2015			
Direktur Utama	M. Choliq		President Director
Direktur Independen	Tunggal Rajagukguk		Director
Direktur	Nyoman Wiya Adnyana		Director
Direktur	Adi Wibowo		Director
Direktur	Agus Sugiono		Director
Direktur	Desi Anyani *)		Director
*) Terhitung sejak 20 Agustus 2016, Desi Anyani mengundurkan diri sebagai anggota Direksi		*) On August 20, 2016, Desi Anyani resigned as a Director	
Susunan Komite Audit Perusahaan pada tanggal 31 Desember 2016 dan 2015 adalah sebagai berikut:		The composition of the Company's Audit Committee as December 31, 2016 and 2015 are as follows:	
2016 / 2015			
Ketua Anggota	Viktor S Sirait		Head Members
	R. Agus Sartono		
	Tjahjo Winarto		
	Hengki Z P Tampubolon		
Susunan Komite Risiko dan Asuransi Perusahaan pada tanggal 31 Desember 2016 dan 2015 adalah sebagai berikut:		The composition of the Company's Risk and Insurance Committee as of December 31, 2016 and 2015 are as follows:	

Komposisi Kepemilikan Saham

Composition of Share Ownership

Tabel Komposisi Kepemilikan Saham Pengendali (per 31 Desember 2015)

Table of Ownership Composition of Waskita's Controlling Shareholders (as of December 31, 2015)

Pemegang Saham / Shareholders	Jumlah Pemegang Saham / Number of Shareholders	Jumlah Saham / Number of Shares	% Kepemilikan / % Ownership
Pemerintah Indonesia Government of Indonesia	1	8.963.697.887	66,037

Tabel Kepemilikan Saham Waskita Dewan Komisaris, Direksi dan Pegawai (per 31 Desember 2015)

Table of Share Ownership of Waskita's Board of Commissioners, Board of Directors and Employees (as of December 31, 2015)

Nama / Name	Jabatan / Position	Jumlah Saham / Number of Shares	% Kepemilikan / % Ownership
M. Choliq	Direktur Utama / President Director	23.643.934	0,1741892
Agus Sugiono	Direktur / Director	1.077.500	0,0079381
Adi Wibowo	Direktur / Director	10.081.600	0,0742730
Nyoman Wiya Adnyana	Direktur / Director	691.313	0,0050930
Tunggal Rajagukguk	Direktur / Director	7.030.008	0,0519387
Badrodin Haiti	Komisaris Utama / President Commissioner	Nilai / None	Nilai / None
Arif Baharudin	Komisaris / Commissioner	1.600.079	0,0117881
R. Agus Sartono	Komisaris / Commissioner	Nilai / None	Nilai / None
Danis Hidayat Sumadilaga	Komisaris / Commissioner	Nilai / None	Nilai / None
Viktor S. Sirait	Komisaris Independen / Independent Commissioner	Nilai / None	Nilai / None
M. Aqil Irfham	Komisaris Independen / Independent Commissioner	Nilai / None	Nilai / None

Tabel 20 Pemegang Saham Waskita Terbesar
(per 31 Desember 2016)

Table of Waskita's 20 Largest Shareholders
(as of December 31, 2016)

No	Nama / Name	Jumlah Saham / Number of Shares	% Kepemilikan / % Ownership	Status
1	Pemerintah Republik Indonesia	8,963,697,887	66.04	Negara Republik Indonesia / The Republic of Indonesia
2	Employees Provident Fund	416,994,000	3.07	Badan Usaha Asing / Foreign Business Entity
3	BPJS Ketenagakerjaan-JHT	302,000,033	2.22	Perseroan Terbatas / Limited Liability Company
4	Reksa Dana Schroder Dana Prestasi Plus-9	156,897,732	1.16	Reksadana / Mutual Funds
5	PT Taspen (Persero)	143,907,200	1.06	Asuransi / Insurance
6	PT AIA Financial-UL Equity	106,604,332	0.79	Asuransi / Insurance
7	Reksa Dana Schroder Dana Prestasi	99,464,035	0.73	Reksadana / Mutual Funds
8	Government of Norway Cq Citibank of Newyork	89,916,902	0.66	Badan Usaha Asing / Foreign Business Entity
9	Government of Norway Cq Citibank of Newyork	75,408,200	0.56	Badan Usaha Asing / Foreign Business Entity
10	Schroder Dana Istimewa	62,367,757	0.46	Reksadana / Mutual Funds
11	Reksadana Premier ETF Indo State- Owned Companies	59,949,864	0.44	Reksadana / Mutual Funds
12	BBH Boston S/A VANGRD EMG MKTS STK INFD	49,561,800	0.37	Badan Usaha Asing / Foreign Business Entity
13	JPMCB NA RE-VANGUARD TOTAL INTERNATIONAL	47,018,367	0.35	Badan Usaha Asing / Foreign Business Entity

No	Nama / Name	Jumlah Saham / Number of Shares	% Kepemilikan / % Ownership	Status
14	Reksa Dana Schroder 90 Plus Equity Fund	45,610,483	0.34	Reksadana / Mutual Funds
15	BPJS Ketenagakerjaan - JP	42,206,200	0.31	Dana Pensiun / Pension Fund
16	Fidelity International Luxembourg	40,896,641	0.30	Badan Usaha Asing / Foreign Business Entity
17	PT AIA Financial - Syariah Equity	38,956,900	0.29	Asuransi / Insurance
18	PT AXA Mandiri Financial Services	37,918,100	0.28	Perseroan Terbatas / Limited Liability Company
19	Universal Investment Fund	35,705,500	0.26	Badan Usaha Asing / Foreign Business Entity
20	GIC S/A Government Of Singapore	35,343,900	0.26	Badan Usaha Asing / Foreign Business Entity

Tahun 2017

**PT WASKITA KARYA (PERSERO) Tbk
DAN ENTITAS ANAK
LAPORAN LABA RUGI KOMPREHENSIF
KONSOLIDASIAN**

Untuk Periode-periode Enam Bulan yang Berakhir
30 Juni 2017 dan 2016
(Dalam Rupiah Penuh)

**PT WASKITA KARYA (PERSERO) Tbk
AND SUBSIDIARY
CONSOLIDATED STATEMENTS OF
COMPREHENSIVE INCOME**

For the Periods of Six Months Ended
June 30, 2017 and 2016
(In Full of Rupiah)

Catatan/ Notes	30 Juni 2017	30 Juni 2016	
	June 30, 2017	June 30, 2016	
	Rp	Rp	
Pendapatan Usaha	37 15,548,088,138,898	6,084,873,830,131	Revenues
Beban Pokok Pendapatan	38 (12,858,395,996,694)	(6,595,213,969,922)	Cost of Revenues
LABA BRUTO	2,689,672,141,804	1,489,559,870,209	GROSS PROFIT
Beban Penjualan	39 (16,431,669,486)	(16,498,198,041)	Selling Expenses
Beban Umum dan Administrasi	39 (370,573,835,475)	(227,335,996,823)	General and Administrative Expenses
Beban Pajak Final	11 (175,867,430,139)	(124,049,627,690)	Final Income Tax
Pendapatan Bunga	236,498,261,735	83,607,037,035	Interest Income
Kerugian Selisih Kurs - Bersih	(1,090,880,248)	(1,712,486,730)	Loss on Foreign Exchange Rates - Net
Pendapatan Lain - lain	40 231,831,532,832	23,144,786,054	Other Income
Beban Lain-lain	41 (151,988,292,234)	(14,618,389,824)	Other Expenses
LABA SEBELUM BEBAN KEUANGAN, BAGIAN LABA (RUGI) BERSIH ENTITAS ASOSIASI DAN VENTURA BERSAMA	2,443,079,848,889	1,211,897,054,200	PROFIT BEFORE FINANCIAL CHARGES, EQUITY IN NET INCOME (LOSS) OF ASSOCIATES AND JOINT VENTURES
Beban Keuangan	42 (860,379,588,713)	(405,507,810,501)	Financial Charges
Bagian Laba (Rugi) Bersih Entitas Asosiasi dan Ventura Bersama	43 26,408,877,163	(7,752,120,546)	Equity in Net Income (Loss) of Associates and Joint Ventures
LABA SEBELUM PAJAK	1,589,109,137,339	796,637,423,153	PROFIT BEFORE TAX
Beban Pajak Penghasilan	11 (162,926,676,707)	(216,404,071,773)	Income Tax Expenses
LABA PERIODE BERJALAN	1,426,182,461,632	580,233,351,380	PROFIT FOR THE PERIOD
PENGHASILAN KOMPREHENSIF LAIN			OTHER COMPREHENSIVE INCOME
Pos-pos yang Tidak Akan Direklasifikasi Kemudian ke Laba Rugi			Items that Will Not Be Reclassified Subsequently to Profit and Loss
Surplus Revaluasi Aset Tetap	2,475,806,407	--	Revaluation Surplus on Fixed Assets
Pengukuran Kembali Program Imbalan Pasti - Bersih	(5,461,602,419)	--	Remeasurement of Defined Benefit Plans - Net
Pos-pos yang Akan Direklasifikasi Kemudian ke Laba Rugi			Items that Will Be Reclassified Subsequently to Profit and Loss
Selisih Kurs Penjabaran Laporan Keuangan dalam Valuta Asing	(1,937,697,046)	(7,118,003,609)	Exchange Difference on Translation of Financial Statements in Foreign Currencies
Penghasilan Komprehensif Lain Periode Berjalan	(4,923,493,050)	(7,118,003,609)	Total Other Comprehensive Income For The Period
TOTAL LABA KOMPREHENSIF PADA PERIODE BERJALAN	1,421,258,968,574	573,115,347,772	TOTAL COMPREHENSIVE INCOME FOR THE PERIOD

PT WASKITA KARYA (PERSERO) Tbk
 DAN ENTITAS ANAK
 CATATAN ATAS LAPORAN KEUANGAN
 INTERIM KONSOLIDASIAN
 TANGGAL 30 JUNI 2017 DAN 31 DESEMBER 2016
 DAN UNTUK PERIODE-PERIODE ENAM BULAN
 YANG BERAKHIR 30 JUNI 2017 DAN 2016
 Lanjutan

PT WASKITA KARYA (PERSERO) Tbk
 AND ITS SUBSIDIARIES
 NOTES TO CONSOLIDATED
 INTERIM FINANCIAL STATEMENTS
 AS OF JUNE 30, 2017 AND DECEMBER 31, 2016
 AND FOR THE SIX-MONTHS PERIODS
 ENDED JUNE 30, 2017 AND 2016
 Continued

1.f. Susunan Dewan Komisaris, Direksi dan Karyawan

Susunan Komisaris dan Direksi ditetapkan berdasarkan akta keputusan RUPS No. 56 tanggal 17 Maret 2017 dari notaris Jose Dima Satria, S.H., M.Kn, dan Akta Keputusan Rapat Umum Pemegang Saham Luar Biasa (RUPSLB) No. 52 tanggal 25 Nopember 2016 dari notaris Fathiah Helmi, S.H.

Susunan pengurus Dewan Komisaris dan Direksi Perusahaan pada tanggal 30 Juni 2017 dan 31 Desember 2016 adalah sebagai berikut:

30 Juni/ June 31, 2017 dan/ and
 31 Desember/ December 31, 2016

Komisaris Utama	Badrodin Haiti	President Commissioner
Komisaris Independen	M. Aqil Irfham Viktor S. Sirait	Independent Commissioners
Komisaris	Danis H. Sumadilaga Arif Baharudin R Agus Sartono	Commissioners

1.f. The Composition of Board of Commissioners, Directors and Employees

The composition of Commissioners and Directors were approved by the decisions deed of GMS No. 56 of notary Jose Dima Satria, S.H., M.Kn, dated March 17, 2017 and decisions deed of Extraordinary General Meeting Shareholder (EGMS) No. 52 of notary Fathiah Helmi, S.H., dated November 25, 2016.

The composition of the Company's Board of Commissioners and Directors as of June 30, 2017 and December 31, 2016 are as follows:

30 Juni/ June 30, 2017 dan/ and
 31 Desember/ December 31, 2016

Ketua	Viktor S. Sirait	Chairman
Anggota	R. Agus Sartono Tjahjo Winarto Hengki Z. P. Tampubolon	Members

Susunan Komite Audit Perusahaan pada tanggal 30 Juni 2017 dan 31 Desember 2016 adalah sebagai berikut:

The composition of the
 Committee as of June
 December 31, 2016 are as fi

**LAPORAN LABA RUGI KOMPREHENSIF
INTERIM KONSOLIDASIAN**

Untuk Periode-periode Sembilan Bulan yang Berakhir
30 September 2017 dan 2016
(Dalam Rupiah Penuh)

**CONSOLIDATED INTERIM STATEMENTS OF
COMPREHENSIVE INCOME**

For the Periods of Nine Months Ended
September 30, 2017 and 2016
(In Full of Rupiah)

	Catatan/ Notes	30 September 2017/	30 September 2016/	
		September 30, 2017	September 30, 2016	
		Rp	Rp	
Pendapatan Usaha	37,52	26.534.338.087.564	14.007.901.853.114	Revenues
Beban Pokok Pendapatan	38	(22.884.350.516.184)	(11.581.180.448.787)	Cost of Revenues
LABA BRUTO		5.649.987.571.380	2.426.721.404.347	GROSS PROFIT
Beban Penjualan	39	(26.588.103.148)	(28.766.291.464)	Selling Expenses
Beban Umum dan Administrasi	39	(870.648.338.118)	(331.258.425.948)	General and Administrative Expenses
Beban Pajak Final	11	(1.005.205.469.984)	(182.158.343.440)	Final Income Tax
Pendapatan Bunga		327.015.885.321	128.228.739.848	Interest Income
Kerugian Selisih Kurs - Bersih	40	(512.839.932)	(2.246.696.964)	Loss on Foreign Exchange Rates - Net
Pendapatan Lain - lain		436.831.823.067	54.282.172.807	Other Income
Beban Lain-lain	41	(181.843.891.988)	(19.158.823.017)	Other Expenses
LABA SEBELUM BEBAN KEUANGAN, BAGIAN LABA (RUGI) BERSIH ENTITAS ASOSIASI DAN VENTURA BERSAMA		4.530.040.636.670	2.045.616.536.137	PROFIT BEFORE FINANCIAL CHARGES, EQUITY IN NET INCOME (LOSS) OF ASSOCIATES AND JOINT VENTURES
Beban Keuangan	42	(1.387.902.477.278)	(672.868.884.891)	Financial Charges
Bagian Laba (Rugi) Bersih Entitas Asosiasi dan Ventura Bersama	43	116.589.138.075	(22.088.141.521)	Equity in Net Income (Loss) of Associates and Joint Ventures
LABA SEBELUM PAJAK		3.248.727.287.467	1.350.650.109.825	PROFIT BEFORE TAX
Beban Pajak Penghasilan	11	(343.582.300.486)	(282.970.462.656)	Income Tax Expenses
LABA PERIODE BERJALAN		2.905.144.987.001	1.087.679.647.266	PROFIT FOR THE PERIOD
PENGHASILAN KOMPREHENSIF LAIN				OTHER COMPREHENSIVE INCOME
Pos-pos yang Tidak Akan Direklasifikasi Kemudian ke Laba Rugi				Items that Will Not Be Reclassified Subsequently to Profit and Loss
Surplus Revaluasi Aset Tetap		--	--	Revaluation Surplus on Fixed Assets
Pengukuran Kembali Program Imbalan Pasti - Bersih		(6.481.802.410)	519.373.345	Remeasurement of Defined Benefit Plans - Net
Pos-pos yang Akan Direklasifikasi Kemudian ke Laba Rugi				Items that Will Be Reclassified Subsequently to Profit and Loss
Selisih Kurs Penjabaran Laporan Keuangan dalam Valuta Asing		1.828.168.740	(10.114.649.837)	Exchange Difference on Translation of Financial Statements in Foreign Currencies
Penghasilan Komprehensif Lain Periode Berjalan		(3.535.405.670)	(6.595.278.282)	Total Other Comprehensive Income For The Period
TOTAL LABA KOMPREHENSIF PADA PERIODE BERJALAN		2.901.609.581.322	1.078.084.370.974	TOTAL COMPREHENSIVE INCOME FOR THE PERIOD

1.f. Susunan Dewan Komisaris, Direksi dan Karyawan

Susunan Komisaris dan Direksi ditetapkan berdasarkan akta keputusan RUPS No. 56 tanggal 17 Maret 2017 dari notaris Jose Dima Satria, S.H., M.Kn. dan Akta Keputusan Rapat Umum Pemegang Saham Luar Biasa (RUPSLB) No. 52 tanggal 25 Nopember 2016 dari notaris Fathiah Helmi, S.H.

Susunan pengurus Dewan Komisaris dan Direksi Perusahaan pada tanggal 30 September 2017 dan 31 Desember 2016 adalah sebagai berikut:

	<u>30 September/ September 30, 2017 dan/ and 31 Desember/ December 31, 2016</u>	
Komisaris Utama	Bacrodin Haiti	<i>President Commissioner</i>
Komisaris Independen	M. Aqil Irtam Viktor S. Sirait	<i>Independent Commissioners</i>
Komisaris	Danis H. Sumadilaga Arif Baharudin R Agus Sartono	<i>Commissioners</i>
	<u>30 September/ September 30, 2017 dan/ and 31 Desember/ December 31, 2016</u>	
Direktur Utama	M. Choliq	<i>President Director</i>
Direktur Independen	Tunggal Rajaguguk	<i>Independent Director</i>
Direktur	Adi Wibowo Nyoman Wirya Adnyana Agus Sugiono Bambang Rianto*)	<i>Directors</i>

1.f. The Composition of Board of Commissioners, Directors and Employees

The composition of Commissioners and Directors were approved by the decisions deed of GMS No. 56 of notary Jose Dima Satria, S.H., M.Kn. dated March 17, 2017 and decisions deed of Extraordinary General Meeting Shareholder (EGMS) No. 52 of notary Fathiah Helmi, S.H., dated November 25, 2016.

The composition of the Company's Board of Commissioners and Directors as of September 30, 2017 and December 31, 2016, are as follows:

Susunan Komite Audit Perusahaan pada tanggal 30 September 2017 dan 31 Desember 2016 adalah sebagai berikut:

The composition of the Company's Audit Committee as of September 30, 2017 and December 31, 2016 are as follows:

	<u>30 September/ September 30, 2017 dan/ and 31 Desember/ December 31, 2016</u>	
Ketua	Viktor S. Sirait	<i>Head</i>
Anggota	R. Agus Sartono Tjahjo Winarto Hengki Z. P. Tampubolon	<i>Members</i>

Komite Risiko dan Asuransi diangkat melalui surat keputusan komisaris No. 12/SK/WK/DK/2015 tanggal 30 September 2015 mengenai penggantian anggota Komite Risiko dan Asuransi.

Risk and Insurance Committee was appointed by the decision letter of commissioner No. 12/SK/WK/DK/2015 of September 30, 2015 regarding the replacement of Risk and Insurance's Committee members.

Susunan Komite Risiko dan Asuransi Perusahaan pada tanggal 30 September 2017 dan 31 Desember 2016 adalah sebagai berikut:

The composition of the Company's Risk and Insurance Committee as of September 30, 2017 and December 31, 2016 are as follows:

	<u>30 September/ September 30, 2017 dan/ and 31 Desember/ December 31, 2016</u>	
Ketua	M. Aqil Irtam	<i>Head</i>
Anggota	Danis H. Sumadilaga Ahmad Syarif Munawi Zulfan Zaher	<i>Members</i>

Ikhtisar Laba Rugi Konsolidasian

Consolidated Income Highlights

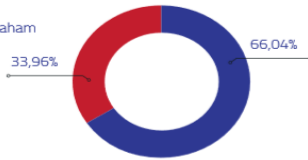
Dalam Miliar Rupiah
in Billion Rupiah

Uraian Description	2015	2016	2017
Pendapatan Usaha Revenues	14.152,75	23.788,32	45.212,89
Beban Pokok Pendapatan Cost of Revenue	(12.231,51)	(19.820,48)	(35.749,36)
Laba Bruto Gross Profit	1.921,24	3.967,84	9.463,53
Laba Sebelum Pajak dan Beban Keuangan Income Before Tax and Financial Charges	1.446,99	3.145,78	6.526,60
Laba Tahun Berjalan Profit of the Year	1.047,59	1.813,07	4.201,57
Laba Bersih yang dapat Diatribusikan kepada: Net income attributable to:			
Pemilik Entitas Induk Owners of the Parent Entity	1.047,74	1.713,26	3.881,71
Kepentingan Nonpengendali Non-controlling interest	(0,15)	99,80	319,86
Laba Bersih Komprehensif Tahun Berjalan Total Comprehensive Income	1.567,12	1.809,18	4.178,78
Laba Komprehensif yang dapat Diatribusikan kepada: Comprehensive income attributable to:			
Pemilik Entitas Induk Owners of the Parent Entity	1.564,27	1.709,38	3.856,92
Kepentingan Nonpengendali Non-controlling interest	(0,15)	99,80	319,86
Laba per Saham Earnings per Share	90,19	147,48	284,14

Komposisi Pemegang Saham Perusahaan (per 31 Desember 2017)

Composition of Company Shareholders (per December 31, 2017)

Komposisi Pemegang Saham



10 Pemegang Saham Terbesar (per 31 Desember 2017)

10 Biggest Shareholders (per December 31, 2017)

No	Pemegang Saham Shareholders	Jumlah Saham (Lembar) Total Shares	% Kepemilikan % Ownership
1	Pemerintah Republik Indonesia	8.963.697.887	66,04
2	Employees Provident Fund	429.221.700	3,16
3	BPJS Ketenagakerjaan Program JHT	383.732.233	2,83
4	PT Taspen (Persero) – THT	192.471.500	1,42
5	Reksa Dana Schroder Dana Prestasi Plus-9	142.281.032	1,05
6	Government of Norway Cq Citibank New York	114.639.802	0,84
7	HSBC-Fund Services, Bob (Cayman) Ltd A5	102.326.800	0,75
8	Government of Norway Cq Citibank New York	75.796.200	0,56
9	PT Taspen	73.826.800	0,54
10	BBH Boston - Vanguard Emerging Markets Stock Index Fund	64.719.900	0,48

Pemegang saham dengan kepemilikan >5% *Shareholders with >5% ownership*

No	Pemegang Saham Shareholders	Jumlah Saham (Lembar) Total Shares	% Kepemilikan % Ownership
1	Pemerintah Republik Indonesia Government of Republic of Indonesia	6.963.697.887	66,04

Kelompok Pemegang Saham *Public Shareholders*

Kelompok Pemegang Saham Public Shareholders	Domestik Domestic			Asing Foreign		
	Jumlah Saham Total Shares	% Kepemilikan % Ownership	Jumlah Pemegang Saham Total Shareholders	Jumlah Saham Total Shares	% Kepemilikan % Ownership	Jumlah Pemegang Saham Total Shareholders
Individu Individual	628.940.288	4,63%	17.131	7.784.060	0,06%	78
Institusi Institution	11.028.179.884	81,21%	888	1.914.032.731	14,10%	484
Total	11.657.119.809	85,84%	17.719	1.921.796.791	14,16%	532

Kepemilikan saham oleh Dewan Komisaris, Direksi dan Pegawai *Shares Ownership by Board of Commissioners, Board of Directors and employees*

No	Nama Name	Jabatan Position	Jumlah Saham (Lembar) Total Shares	% Kepemilikan % Ownership
1	M. Chellq	Direktur Utama President Director	32.977.234	0,243%
2	Tunggul Rajagukguk	Direktur Keuangan & Strategi Director of Strategy & Finance	2.787.808	0,021%
3	Agus Sugiono	Direktur SDM & Sistem Director of System & Human Capital	1.120.000	0,008%
4	Adi Wibowo	Direktur Operasi I Director of Operation I	9.881.600	0,071%
5	Nyoman Witrya Adnyana	Direktur Operasi II Director of Operation II	966.313	0,007%
6	Bambang Rianto	Direktur Operasi III Director of Operation III	200.000	0,001%
7	Sadrodi Haldi	Komisaris Utama President Commissioner	-	-

No	Nama Name	Jabatan Position	Jumlah Saham (Lembar) Total Shares	% Kepemilikan % Ownership
8	Danis Hidayat Sumadilaga	Komisaris Commissioner	-	-
9	Anif Baharudin	Komisaris Commissioner	1.790.679	0,013%
10	R. Agus Sartono	Komisaris Commissioner	-	-
11	M. Aqil Inham	Komisaris Independen Independent Commissioner	-	-
12	Viktor S. Sirait	Komisaris Independen Independent Commissioner	-	-
13	Pegawai Employees	Pegawai Employees	3.643.000	0,027%

Tahun 2018

**LAPORAN LABA RUGI KOMPREHENSIF
INTERIM KONSOLIDASIAN**
Untuk Periode-periode Tiga Bulan yang Berakhir
31 Maret 2018 dan 2017
(Dalam Rupiah Penuh)

**CONSOLIDATED INTERIM STATEMENTS OF
COMPREHENSIVE INCOME**
For the Periods of Three Months Ended
March 31, 2018 and 2017
(In Full of Rupiah)

	Catatan/ Notes	31 Maret/ March 31,		
		2018 Rp	2017 Rp	
Pendapatan Usaha	39,54	12.399.894.015.165	7.354.798.528.000	Revenues
Beban Pokok Pendapatan	40	(9.805.959.994.121)	(6.240.393.322.258)	Cost of Revenues
LABA BRUTO		2.799.934.051.044	1.114.405.205.742	GROSS PROFIT
Beban Penjualan	41	(9.888.288.037)	(9.291.169.821)	Selling Expenses
Beban Umum dan Administrasi	41	(195.468.507.274)	(157.595.494.153)	General and Administrative Expenses
Beban Pajak Final	11	(451.801.315.171)	(65.445.607.100)	Final Tax Expenses
Pendapatan Bunga		119.305.459.807	98.851.392.295	Interest Income
Kerugian Selisih Kurs - Bersih		3.323.430.996	(1.014.065.825)	Loss on Foreign Exchange Rates - Net
Pendapatan Lain - lain	42	7.183.417.409	84.894.850.549	Other Income
Beban Lain-lain	43	(15.310.025.638)	(87.244.433.720)	Other Expenses
LABA SEBELUM BEBAN KEUANGAN, BAGIAN LABA (RUGI) BERSIH ENTITAS ASOSIASI DAN VENTURA BERSAMA		2.272.978.221.838	977.567.517.864	PROFIT BEFORE FINANCIAL CHARGES, EQUITY IN NET INCOME (LOSS) OF ASSOCIATES AND JOINT VENTURES
Beban Keuangan	44	(505.881.814.428)	(468.095.845.137)	Financial Charges
Bagian Laba (Rugi) Bersih Entitas Asosiasi dan Ventura Bersama	45	73.338.604.564	10.523.056.811	Equity in Net Income (Loss) of Associates and Joint Ventures
LABA SEBELUM PAJAK		1.840.433.011.976	521.994.728.338	PROFIT BEFORE TAX
Beban Pajak Penghasilan	11	(104.888.428.364)	(66.323.121.887)	Income Tax Expenses
LABA TAHUN BERJALAN		1.735.544.583.612	425.671.606.451	PROFIT FOR THE YEAR
PENGHASILAN KOMPREHENSIF LAIN				OTHER COMPREHENSIVE INCOME
Pos-pos yang Tidak Akan Direklasifikasi Kemudian ke Laba Rugi				Items that Will Not Be Reclassified Subsequently to Profit and Loss
Surplus Revaluasi Aset Tetap		--	2.927.318.313	Revaluation Surplus on Fixed Assets
Pengukuran Kembali Program Imbalan Pasti - Bersih		--	(5.461.602.419)	Remeasurement of Defined Benefit Obligations - Net
Pos-pos yang Akan Direklasifikasi Kemudian ke Laba Rugi				Items that Will Be Reclassified Subsequently to Profit and Loss
Selisih Kurs Penjabaran Laporan Keuangan dari Kegiatan Luar Negeri		3.942.142.878	(3.405.765.887)	Exchange Difference on Translation of Financial Statements in Foreign Operational
Penghasilan Komprehensif Lain Tahun Berjalan		3.942.142.878	(5.940.050.093)	Total Other Comprehensive Income For The Year
TOTAL LABA KOMPREHENSIF PADA TAHUN BERJALAN		1.739.486.726.490	419.731.556.358	TOTAL COMPREHENSIVE INCOME FOR THE YEAR

1.f. Susunan Dewan Komisaris, Direksi dan Karyawan

Susunan Komisaris dan Direksi ditetapkan berdasarkan akta keputusan RUPS No. 56 tanggal 17 Maret 2017 dari notaris Jose Dima Satria, S.H., M.Kn, dan Akta Keputusan Rapat Umum Pemegang Saham Luar Biasa (RUPSLB) No. 52 tanggal 25 Nopember 2016 dari notaris Fathiah Helmi, S.H.

Susunan pengurus Dewan Komisaris dan Direksi Perusahaan pada tanggal 31 Maret 2018 dan 31 Desember 2017 adalah sebagai berikut:

	31 Maret/ March 31, 2017	31 Desember/ December 31, 2017	
Komisaris Utama	Badrodin Hati	Badrodin Hati	President Commissioner
Komisaris Independen	M. Aqil Irfham Viktor S. Sirait	M. Aqil Irfham Viktor S. Sirait	Independent Commissioners
Komisaris	Danis H. Sumadilaga Arif Baharudin R Agus Sartono	Danis H. Sumadilaga Arif Baharudin R Agus Sartono	Commissioners

1.f. The Composition of Board of Commissioners, Directors and Employees

The composition of Commissioners and Directors were approved by the decisions deed of GMS No. 56 of notary Jose Dima Satria, S.H., M.Kn, dated March 17, 2017 and decisions deed of Extraordinary General Meeting of Shareholder (EGMS) No. 52 of notary Fathiah Helmi, S.H., dated November 25, 2016.

The composition of the Company's Board of Commissioners and Directors as of March 31, 2018 and December 31, 2017, are as follows:

Komite Audit diangkat melalui surat keputusan komisaris No. 11/SK/WK/DK/2015 tanggal 30 September 2015.

Susunan Komite Audit Perusahaan pada tanggal 31 Maret 2018 dan 31 Desember 2017 adalah sebagai berikut:

	31 Maret/ March 31, 2018	31 Desember/ December 31, 2017	
Ketua	Viktor S. Sirait	Viktor S. Sirait	Head
Anggota	R. Agus Sartono Tjahjo Winarto Hengki Z. P. Tampubolon	R. Agus Sartono Tjahjo Winarto Hengki Z. P. Tampubolon	Members

Audit Committee was appointed by the decision letter of commissioner No. 11/SK/WK/DK/2015 dated September 30, 2015.

The composition of the Company's Audit Committee as of Desember 31, 2017 and 2016 are as follows:

**PT WASKITA KARYA (PERSERO) Tbk
DAN ENTITAS ANAK**
**LAPORAN LABA RUGI KOMPREHENSIF
INTERIM KONSOLIDASIAN**
Untuk Periode-periode Enam Bulan yang Berakhir
30 Juni 2018 dan 2017
(Dalam Rupiah Penuh)

**PT WASKITA KARYA (PERSERO) Tbk
AND SUBSIDIARY**
**CONSOLIDATED INTERIM STATEMENTS OF
COMPREHENSIVE INCOME**
For the Periods of Six Months Ended
June 30, 2018 and 2017
(In Full of Rupiah)

Catatan/ Kode	30 Juni/ June 30,			
	2018	2017		
	Rp	Rp		
Pendapatan Usaha	39,54	22.899.801.069.769	16.548.069.138.598	Revenues
Beban Pokok Pendapatan	40	(18.171.063.690.057)	(12.858.395.996.694)	Cost of Revenues
LABA BRUTO		4.728.737.379.712	2.689.672.141.904	GROSS PROFIT
Beban Penjualan	41	(17.589.713.201)	(16.431.669.408)	Selling Expenses
Beban Umum dan Administrasi	41	(574.446.641.376)	(370.673.836.475)	General and Administrative Expenses
Beban Pajak Final	11	(767.082.971.029)	(176.987.430.139)	Final Tax Expenses
Pendapatan Bunga		767.267.124.239	236.498.291.735	Interest Income
Pendapatan (Kerugian) Selisih Kurs - Bersih)		12.995.412.072	(1.060.880.248)	Loss on Foreign Exchange Rates - Net
Pendapatan Lain - lain	42	1.778.861.692.781	231.631.532.832	Other Income
Beban Lain-lain	43	(93.148.278.199)	(151.958.292.234)	Other Expenses
LABA SEBELUM BEBAN KEUANGAN, BAGIAN LABA (RUGI) BERSIH ENTITAS ASOSIASI DAN VENTURA BERSAMA		5.845.606.895.000	2.443.079.848.889	PROFIT BEFORE FINANCIAL CHARGES, EQUITY IN NET INCOME (LOSS) OF ASSOCIATES AND JOINT VENTURES
Beban Keuangan	44	(1.363.044.370.003)	(860.379.568.713)	Financial Charges
Bagian Laba (Rugi) Bersih Entitas Asosiasi dan Ventura Bersama	45	35.992.101.954	26.439.877.163	Equity in Net Income (Loss) of Associates and Joint Ventures
LABA SEBELUM PAJAK		4.518.554.626.951	1.589.109.157.339	PROFIT BEFORE TAX
Beban Pajak Penghasilan	11	(600.224.628.400)	(162.926.676.707)	Income Tax Expenses
LABA TAHUN BERJALAN		3.938.329.998.551	1.426.182.480.632	PROFIT FOR THE YEAR
PENGHASILAN KOMPREHENSIF LAIN				OTHER COMPREHENSIVE INCOME
Pos-pos yang Tidak Akan Direklasifikasi Kemudian ke Laba Rugi				Items that Will Not Be Reclassified Subsequently to Profit and Loss
Surplus Revaluasi Aset Tetap	--	--	2.475.806.407	Revaluation Surplus on Fixed Assets
Pengukuran Kembali Program Imbalan Pasti - Bersih	--	--	(5.481.602.419)	Remeasurement of Defined Benefit Obligations - Net
Pos-pos yang Akan Direklasifikasi Kemudian ke Laba Rugi				Items that Will Be Reclassified Subsequently to Profit and Loss
Selisih Kurs Penjabaran Laporan Keuangan dari Kegiatan Luar Negeri		17.289.444.865	(1.937.697.046)	Exchange Difference on Translation of Financial Statements in Foreign Operations
Penghasilan Komprehensif Lain Tahun Berjalan		17.289.444.865	(4.923.493.056)	Total Other Comprehensive Income For The Year
TOTAL LABA KOMPREHENSIF PADA TAHUN BERJALAN		3.955.619.443.416	1.421.258.987.574	TOTAL COMPREHENSIVE INCOME FOR THE YEAR

1.f. Susunan Dewan Komisaris, Direksi dan Karyawan

Susunan Komisaris dan Direksi ditetapkan berdasarkan akta keputusan RUPS No. 42 tanggal 12 April 2018 dari notaris Fathiah Helmi, S.H., yang disahkan oleh Kementerian Hukum dan Hak Asasi Manusia nomor AHU-AH.01.03-0154671 tanggal 19 April 2018.

Susunan pengurus Dewan Komisaris dan Direksi Perusahaan pada tanggal 30 Juni 2018 dan 31 Desember 2017 adalah sebagai berikut:

	<u>30 Juni/ June 30, 2018</u>	<u>31 Desember/ December 31, 2017</u>	
Komisaris Utama	Badrodin Haiti	Badrodin Haiti	President Commissioner
Komisaris Independen	M. Aqil Itham Viktor S. Sirait Muradi	M. Aqil Itham Viktor S. Sirait	Independent Commissioners
Komisaris	Danis H. Sumadilaga Anif Baharudin R Agus Sartono	Danis H. Sumadilaga Anif Baharudin R Agus Sartono	Commissioners

1.f. The Composition of Board of Commissioners, Directors and Employees

The composition of Commissioners and Directors were approved by the decisions deed of GMS No. 42 dated April 12, 2018 of notary Fathiah Helmi, S.H., authorized by the Minister of Law and Human Rights number AHU-AH.01.03-0154671 dated April 19, 2018.

The composition of the Company's Board of Commissioners and Directors as of June 30, 2018 and December 31, 2017, are as follows:

Susunan Komite Audit Perusahaan pada tanggal 30 Juni 2018 dan 31 Desember 2017 adalah sebagai berikut:

The composition of the Company's Audit Committee as of June 30, 2018 and Desember 31, 2017 are as follows:

	<u>30 Juni/ June 30, 2018</u>	<u>31 Desember/ December 31, 2017</u>	
Ketua	Viktor S. Sirait	Viktor S. Sirait	Head
Anggota	R. Agus Sartono Tjahjo Winarto Hengki Z. P. Tampubolon	R. Agus Sartono Tjahjo Winarto Hengki Z. P. Tampubolon	Members

**PT WASKITA KARYA (PERSERO) Tbk
DAN ENTITAS ANAK
LAPORAN LABA RUGI DAN
PENGHASILAN KOMPREHENSIF LAIN
KONSOLIDASIAN**

Untuk Tahun-Tahun yang Berakhir
31 Desember 2018 dan 2017
(Dalam Rupiah Penuh)

**PT WASKITA KARYA (PERSERO) Tbk
AND SUBSIDIARIES
CONSOLIDATED STATEMENTS OF
PROFIT OR LOSS AND
OTHER COMPREHENSIVE INCOME**

For the Years Then Ended
December 31, 2018 and 2017
(In Full of Rupiah)

	Catatan/ Notes	2018	2017	
		Rp	Rp	
Pendapatan Usaha	40, 55	48.788.950.838.822	45.212.897.832.604	Revenues
Beban Pokok Pendapatan	41	(39.926.332.089.024)	(35.749.365.206.896)	Cost of Revenues
LABA BRUTO		8.862.618.749.898	9.463.532.625.798	GROSS PROFIT
Beban Penjualan	42	(51.206.890.476)	(37.297.888.405)	Selling Expenses
Beban Umum dan Administrasi	42	(1.616.540.079.059)	(2.096.801.482.858)	General and Administrative Expenses
Beban Pajak Final	11	(1.489.916.370.042)	(1.434.140.890.429)	Final Tax Expenses
Pendapatan Bunga		648.047.194.566	333.912.591.702	Interest Income
Kauntungan Selisih Kurs - Bersih		11.863.388.237	290.067.269	Gain on Foreign Exchange Rates - Net
Pendapatan Lain - lain	43	2.025.106.987.243	437.854.959.890	Other Income
Beban Lain-lain	44	(423.475.576.187)	(170.448.268.152)	Other Expenses
LABA SEBELUM BEBAN KEUANGAN, BAGIAN LABA BERSIH ENTITAS ASOSIASI DAN VENTURA BERSAMA		7.966.901.775.192	6.526.891.124.814	PROFIT BEFORE FINANCIAL CHARGES, EQUITY IN NET INCOME OF ASSOCIATES AND JOINT VENTURES
Beban Keuangan	45	(2.459.241.670.378)	(1.932.084.162.136)	Financial Charges
Bagian Laba Bersih Entitas Asosiasi dan Ventura Bersama	46	28.782.401.204	26.129.192.027	Equity in Net Income of Associates and Joint Ventures
LABA SEBELUM PAJAK		5.536.442.504.008	4.620.946.154.705	PROFIT BEFORE TAX
Beban Pajak Penghasilan	11	(816.874.798.455)	(419.073.963.951)	Income Tax Expenses
LABA TAHUN BERJALAN		4.619.567.705.553	4.201.872.490.754	PROFIT FOR THE YEAR
PENGHASILAN KOMPREHENSIF LAIN				OTHER COMPREHENSIVE INCOME
Pos-pos yang Tidak Akan Direklasifikasi Kemudian ke Laba Rugi				Items that Will Not Be Reclassified Subsequently to Profit and Loss
Surplus Revaluasi Aset Tetap		242.948.717.891	2.317.234.283	Revaluation Surplus on Fixed Assets
Pengukuran Kembali Program Imbitasi Pasti - Bersih		27.790.965.459	(30.389.156.835)	Remeasurement of Defined Benefit Obligations - Net
Pos-pos yang Akan Direklasifikasi Kemudian ke Laba Rugi				Items that Will Be Reclassified Subsequently to Profit and Loss
Selisih Kurs Penjabaran Laporan Keuangan dari Kegiatan Luar Negeri		18.748.604.154	3.281.917.880	Exchange Difference on Translation of Financial Statements in Foreign Operational
Penghasilan (Beban) Komprehensif Lain Tahun Berjalan		289.488.287.504	(24.790.004.652)	Total Other Comprehensive Income (Expenses) For The Year
TOTAL LABA KOMPREHENSIF PADA TAHUN BERJALAN		4.909.055.993.057	4.176.782.486.102	TOTAL COMPREHENSIVE INCOME FOR THE YEAR

1.f. Susunan Dewan Komisaris, Direksi dan Karyawan

Susunan Komisaris dan Direksi ditetapkan berdasarkan akta keputusan RUPS No. 42 tanggal 12 April 2018 dari notaris Fathiah Helmi, S.H., yang disahkan oleh Kementerian Hukum dan Hak Asasi Manusia No. AHU-AH.01.03-0154671 tanggal 19 April 2018.

Susunan pengurus Dewan Komisaris dan Direksi Perusahaan pada tahun 2018 dan 2017 adalah sebagai berikut:

	<u>2018 dan/and 2017</u>		
Komisaris Utama	Badroldi Haiti	Badroldi Haiti	President Commissioner
Komisaris Independen	M. Aqil Ihsam Viktor S. Sirait Muradi	M. Aqil Ihsam Viktor S. Sirait	Independent Commissioners
Komisaris	Danis H. Sumadilaga Arif Baharudin R Agus Sartono	Danis H. Sumadilaga Arif Baharudin R Agus Sartono	Commissioners

1.f. The Composition of Board of Commissioners, Directors and Employees

The composition of Commissioners and Directors were approved by the decisions deed of GMS No. 42 dated April 12, 2018 of notary Fathiah Helmi, S.H., authorized by the Minister of Law and Human Rights No. AHU-AH.01.03-0154671 dated April 19, 2018.

The composition of the Company's Board of Commissioners and Directors for the year 2018 and 2017, are as follows:

Susunan Komite Risiko dan Asuransi Perusahaan pada tahun 2018 dan 2017 adalah sebagai berikut:

The composition of the Company's Risk and Insurance Committee for the year 2018 and 2017 are as follows:

	<u>2018 dan/and 2017</u>		
Ketua	M. Aqil Ihsam	M. Aqil Ihsam	Head
Anggota	Danis H. Sumadilaga Ahmad Syarif Munawi Zulfan Zahar	Danis H. Sumadilaga Ahmad Syarif Munawi Zulfan Zahar	Members

Tabel Komposisi Pemegang Saham Waskita Karya Per Desember 2018

Table of Shareholders Composition of Waskita Karya as of December 2018

Pemegang Saham / Shareholders	2018	
	Jumlah Saham / Total Share	Persentase Kepemilikan / Ownership Percentage
Perorangan Asing / Foreign Individual	8.395.060	0,06%
Institusi Asing / Foreign Institution	1.521.555.705	11,21%
Total Asing / Foreign	1.529.950.765	11,27%
Reksadana / Mutual Funds	418.229.395	3,08%
Asuransi / Insurance	173.251.110	1,28%
Perseroan Terbatas / Limited Liability Company	850.957.387	6,27%
Perorangan Indonesia / Individual Indonesian	1.284.372.879	9,46%
Dana Pensiun / Pension Fund	320.639.117	2,36%
Karyawan / Employee	3.667.200	0,03%
Lain-Lain / Others	29.185.260	0,22%
Total Domestik / Total Domestic	3.080.302.348	22,69%
Total Publik (Asing + Domestik) / Total Public (Foreign + Domestic)	4.610.253.113	33,96%
Negara Republik Indonesia / Republic of Indonesia	8.963.697.887	66,04%
Jumlah / Total	13.573.951.000	100,00%



Tabel Komposisi 10 Pemegang Saham Terbesar Waskita Karya
Berikut ini merupakan daftar 10 pemegang saham terbesar Waskita Karya per 31 Desember 2018.

Table of Top 10 Shareholders of Waskita Karya
The following is the list of top 10 shareholders of Waskita Karya as of December 31, 2018

No.	Pemegang Saham / Shareholders	Jumlah Saham (Lembar) / Total Shares	Persentase Kepemilikan (%) / Ownership Percentage (%)
1.	Pemerintah Republik Indonesia / The Government of the Republic of Indonesia	8.963.697.887	66,0360266
2.	BPJS Ketenagakerjaan Program JHT	394.093.833	2,9033097
3.	Employee Providen Fund	374.499.000	2,7589535
4.	PT Panin Sekuritas	267.103.900	1,9677683
5.	PT Taspen (Persero) - THT	152.727.800	1,1251536
6.	BPJS Ketenagakerjaan Program JP	91.231.300	0,6721057
7.	APG Emerging Market Equity Pool	80.307.000	0,5916258
8.	PT Taspen	73.826.800	0,5438859
9.	Vanguard Stock Index Fund	67.248.869	0,4954259
10.	HSBC-FUND SERVICES, BOB (CAYMAN) LTD AS	65.081.000	0,4794551

Tabel Komposisi Pemegang Saham 5% atau Lebih Waskita Karya

Table of Shareholders Composition with 5% Shares or More

No.	Pemegang Saham / Shareholders	Jumlah Saham (Lembar) / Total Shares	Persentase Kepemilikan (%) / Ownership Percentage (%)
1.	Pemerintah Republik Indonesia / The Government of the Republic of Indonesia	8.963.697.887	66,04

Tabel Kepemilikan Saham Board of Commissioners dan Board of Directors Waskita Karya Table of Share Ownership of the Board of Commissioners and Board of Directors of Waskita Karya

No.	Nama / Name	Jabatan / Position	Jumlah Saham (Lembar) / Total Shares	Persentase Kepemilikan (%) / Ownership Percentage (%)
1.	Badrodin Haldi	President Commissioner	0	0
2.	Denis Hidayat Sumadilaga	Commissioner	0	0
3.	Arif Baharudin	Commissioner	2.978.179	0,02
4.	R. Agus Sartono	Commissioner	0	0
5.	M. Aqil Irham	Independent Commissioner	0	0
6.	Viktor S. Sirait	Independent Commissioner	0	0
7.	Muradi	Independent Commissioner	0	0
8.	I Gusti Ngurah Putra	President Director	0	0
9.	Haris Gunawan	Director of Finance & Strategy	1.452.500	0,01
10.	Hadjar Seti Adji	Director of Human Capital Management	3.400	0
11.	Wahyu Utama Putra	Director of Quality, Health, Safety & Environment	0	0
12.	Didit Oemar Prihadi	Director of Operation I	87.000	0,001
13.	Bambang Rianto	Director of Operation II	200.000	0,001
14.	Fery Hendriyanto	Director of Operation III	0	0

d. PT LAPORAN KEUANGAN PT Wijaya Karya Tbk

Tahun 2016

PT WIJAYA KARYA (PERSERO), Tbk. DAN ENTITAS ANAK LAPORAN LABA RUGI DAN PENGHASILAN KOMPREHENSIF LAIN Untuk tahun yang berakhir tanggal 31 Maret 2016 dan 2015 (Disajikan dalam ribuan Rupiah, kecuali dinyatakan lain)	Catatan / Notes		PT WIJAYA KARYA (PERSERO), Tbk. AND ITS SUBSIDIARIES STATEMENT OF INCOME AND OTHER COMPREHENSIVE INCOME For the years ended March 31, 2016 and 2015 (Expressed in thousand Rupiah, unless otherwise stated)
	2016	2015	
PENJUALAN BERSIH	2,726,647,684	2,005,423,162	NET SALES
BEBAN POKOK PENJUALAN	(2,434,851,323)	(1,820,836,106)	COST OF SALES
LABA KOTOR	291,796,361	184,787,056	GROSS PROFIT
LABA (RUGI) PADA VENTURA BERSAMA	29,803,320	49,505,012	PROFIT (LOSS) FROM JOINT VENTURE
LABA KOTOR SETELAH VENTURA BERSAMA	321,599,681	234,292,068	GROSS PROFIT AFTER JOINT VENTURES
BEBAN USAHA			OPERATING EXPENSES
Beban Penjualan	(1,331,949)	(1,574,599)	Sales Expenses
Beban Umum dan Administrasi	(85,661,382)	(80,703,738)	General and Administrative Expenses
Jumlah Beban Usaha	(86,993,331)	(82,278,337)	Total Operating Expenses
LABA USAHA	234,606,549	152,013,731	OPERATING INCOME
PENDAPATAN (BEBAN) LAIN-LAIN			OTHER INCOME (EXPENSE)
Pendapatan Bunga	16,523,755	23,448,901	Interest Income
Labas (Rugi) Selisih Kurs	(2,472,002)	9,289,170	Gain (loss) in Foreign Exchange
Beban dari Pendanaan	(76,902,994)	(76,480,540)	Funding Expense (Interest)
Beban Penurunan Nilai Piutang	(1,115,090)	(3,574,085)	Allowance for Impairment
Bagian laba (Rugi) Entitas Asosiasi	(1,417,358)	(1,898,915)	Gain (loss) Associated Entity
Lain-lain Bersih	2,846,392	11,749,119	Others - Net
Jumlah Pendapatan (Beban) Lain-Lain	(62,537,297)	(37,464,350)	Total Other Income (Expense)
LABA SEBELUM PAJAK PENGHASILAN	172,069,252	114,549,381	PROFIT BEFORE INCOME TAX
Beban Pajak Penghasilan	(77,888,429)	(47,955,263)	Expenses Income Tax
LABA BERSIH	94,180,823	66,594,118	NET INCOME

Dewan Komisaris :

Berdasar Akta No 48 tanggal 22 April 2015 yang dibuat di hadapan M.Nova Faisal S.H., Notaris di Jakarta yang pemberituannya telah dicatat oleh Menteri Hukum dan Hak Asasi Manusia Republik Indonesia sebagaimana tertuang dalam Surat Penerimaan Pemberitahuan Perubahan Data Perseroan No.AHU-AHA.01.03.093034. , selanjutnya susunan komisaris per 31 Maret 2016 sebagai berikut:

Komisaris Utama
Wakil Komisaris Utama
Komisaris
Komisaris
Komisaris
Komisaris Independen
Komisaris Independen

Ir. Bakti Santoso Luddin, MBA
Ir. Mudjadi, MSc
Abdul Rahman Pelu, SE
Liliek Mayasari, SE
Drs. Freddy R Saragih, MPAcc
Imas Aan Ubudiah, Spd
Ir. Nurrachman, ST. MM

Board of Commissioner :

Base on the Deed No.48 dated April 22, 2015, made before M.Nova Faisal, S.H., Notary in Jakarta which notice has been recorded by the Minister of Justice and Human Rights Republic of Indonesia as stated in the Letter of Acceptance of Notification of Change of Corporate Data, with the number of AHU-AHA.01.03.093034. the composition of the commissioner on March 31, 2016 are as follows:

President Commissioner
Deputy of President Commissioner
Commissioner
Commissioner
Commissioner
Independent Commissioner
Independent Commissioner

Komite Audit :

Berdasarkan Surat Keputusan Dewan Komisaris No.41/DKWIKA/2015 tanggal 05 Juni 2015, susunan Komite Audit tanggal 31 Maret 2016 adalah sebagai berikut:

Ketua
Anggota
Anggota
Anggota
Anggota

Ir. Bakti Santoso Luddin, MBA
Arzul Andaliza, MBA
Fahrul Ismaeni, S.E., M.H.
Ir. Muhammad Sjukrul Amien, M.M.
Ir. Indracahya Kusumasubrata IPM

Audit Committee :

Based on the Decree of the Board of Commissioners No.41/DKWIKA/2015 dated June 05, 2015, the composition of the Audit Committee on March 31, 2016 are as follows:

Chairman
Member
Member
Member
Member

PT WIJAYA KARYA (PERSERO) Tbk
DAN ENTITAS ANAK

LAPORAN LABA RUGI DAN PENGHASILAN KOMPREHENSIF LAIN

Untuk Periode 6 (Enam) Bulan yang Berakhir Tanggal 30 Juni 2016 dan 2015

Serta Tahun-tahun yang Berakhir Tanggal 31 Desember 2015, 2014, dan 2013

(Disajikan dalam Ribuan Rupiah, Kecuali Dinyatakan Lain)

PT WIJAYA KARYA (PERSERO) Tbk
AND ITS SUBSIDIARIES

STATEMENT OF INCOME AND OTHER COMPREHENSIVE INCOME

For The 6 (Six) Months Period Ended June 30, 2016 and 2015

And for The Years Ended December 31, 2015, 2014 and 2013

(Expressed in Thousand Rupiah Unless Otherwise Stated)

	Catatan / Notes	30 Juni/June 30		31 Des/Dec 31			
		2016	2015	2016 *)	2014 *)		2013 *)
PENJUALAN BERSIH	2w, 41	6.033.745.869	4.778.471.826	13.620.101.419	12.463.216.288	11.884.667.552	NET SALES
BEBAN POKOK PENJUALAN	2w, 42	(5.303.404.800)	(4.282.197.456)	(11.905.441.022)	(11.038.646.789)	(10.562.234.128)	COST OF SALES
LABA KOTOR		730.341.069	496.274.370	1.654.660.397	1.424.569.499	1.322.433.424	GROSS PROFIT
LABA (RUGI) PADA VENTURA BERSAMA	2w, 43	113.285.771	101.954.552	288.402.591	369.757.130	261.014.273	PROFIT (LOSS) FROM JOINT VENTURE
LABA KOTOR BETELAH							GROSS PROFIT AFTER
VENTURA BERSAMA		843.626.840	598.228.922	1.843.062.988	1.794.326.629	1.583.447.697	JOINT VENTURES
BEBAN UBAHA							OPERATING EXPENSES
Beban Penjualan		(3.669.858)	(3.527.522)	(7.695.193)	(6.836.756)	(4.775.912)	Sales Expenses
Beban Umum dan Administrasi	2w, 44a	(223.768.356)	(180.856.933)	(421.462.453)	(395.005.513)	(362.789.868)	General and Administrative Expenses
Jumlah Beban Usaha		(227.438.208)	(184.384.455)	(428.167.646)	(392.842.269)	(367.456.780)	Total Operating Expenses
LABA UBAHA		816.188.632	413.844.467	1.613.895.342	1.401.478.360	1.215.991.917	OPERATING INCOME
PENDAPATAN (BEBAN) LAIN-LAIN	45						OTHER INCOME (EXPENSE)
Pendapatan Bunga		23.521.636	40.366.199	59.686.089	73.500.762	34.167.003	Interest Income
Labas (Rugi) Salih Kurs		(8.689.569)	16.277.449	28.350.510	(2.039.829)	(31.253.143)	Gain (loss) in Foreign Exchange
Beban Pajak Penghasilan Final		(128.639.358)	(112.442.578)	(346.788.000)	(296.455.956)	(285.421.874)	Final Tax Expenses
Beban dari Pendanaan		(171.521.105)	(103.578.198)	(431.409.359)	(197.704.174)	(84.027.739)	Funding Expense (Interest)
Beban Penurunan Nilai Piutang		(65.909)	(7.339.760)	(30.500.231)	(46.244.153)	(84.793.832)	Allowance for Impairment
Bagian laba (Rugi) Entitas Asosiasi		(7.160.927)	(4.081.454)	(5.514.535)	(7.123.196)	(2.791.446)	Gain (loss) Associated Entity
Lain-lain Bersih		19.876.182	(8.781.202)	(26.436.057)	(62.678.307)	(40.512.691)	Others - Net
Jumlah Pendapatan (Beban) Lain-Lain		(272.709.696)	(179.576.484)	(762.611.583)	(548.744.855)	(484.693.602)	Total Other Income (Expense)
LABA SEBELUM PAJAK							PROFIT BEFORE INCOME TAX
PENOLHA BILAN		343.459.932	234.264.983	751.286.759	652.733.505	751.286.516	
Beban Pajak Penghasilan	2w, 26	(37.943.053)	(14.384.356)	(48.288.705)	(108.964.403)	(108.896.636)	Expenses Income Tax
LABA BERSIH		305.516.879	219.880.627	703.000.054	543.769.102	642.389.879	NET INCOME
PENDAPATAN KOMPREHENSIF LAIN							OTHER COMPREHENSIVE INCOME
BETELAH PAJAK							AFTER TAX
Pendapatan (beban) komprehensif lainnya yang tidak diklasifikasi ke laba rugi							Other Comprehensive Income that will not be reclassified Subsequently to profit or loss
Selisih Penilaian Aset							Difference of Asset Valuation
Keuntungan (Kerugian) aktualisasi Aset							Actualize Gain (Loss) of Defined
Program Imbal kerja Pasti		(26.471.374)	(43.211.627)	6.306.290	(7.616.608)	-	Benefit Plan
JUMLAH PENDAPATAN KOMPREHENSIF							OTHER COMPREHENSIVE INCOME
PERIODE BERJALAN		279.045.505	176.668.999	709.311.344	736.152.494	634.371.679	FOR THE PERIOD

1. UMUM (Lanjutan)

d. Pengurus Perseroan

Dewan Komisaris :

Berdasar Akta No.82 tanggal 28 April 2016 yang dibuat di hadapan Fathiah Helmi S.H., Notaris di Jakarta selanjutnya susunan komisaris per 30 Juni 2016 sebagai berikut:

Komisaris Utama
Wakil Komisaris Utama

Ir. Bakti Santoso Luddin, MBA
Ir. Mudjadi, MSc

1. GENERAL (Continued)

d. Management of the Company

Board of Commissioner :

Base on the Deed No.82 dated April 28, 2016, made before Fathiah Helmi S.H., Notary in Jakarta, the composition of the commissioner on June 30, 2016 are as follows:

President Commissioner
Deputy of President Commissioner

PT WIJAYA KARYA (PERSERO) Tbk
DAN ENTITAS ANAK

CATATAN ATAS LAPORAN KEUANGAN KONSOLIDASIAN

Untuk Tahun-tahun yang berakhir pada 31 Desember 2015, 2014 dan 1 Januari 2014

Serta Periode 6 (Enam) Bulan yang Berakhir pada 30 Juni 2016 dan 2015

(Disajikan dalam ribuan Rupiah, kecuali dinyatakan lain)

PT WIJAYA KARYA (PERSERO) Tbk
AND SUBSIDIARIES

NOTES TO CONSOLIDATED FINANCIAL STATEMENTS

For The Years Ended December 31, 2015, 2014, and January 1, 2014

And for The 6 (Six) Months Period Ended June 30, 2016 and 2015

(Expressed in thousand Rupiah, unless otherwise stated)

Komisaris	Eddy Kristianto	Commissioner
Komisaris	Lilik Mayasari, SE	Commissioner
Komisaris	Drs. Freddy R Saragih, MPAcc	Commissioner
Komisaris Independen	Imas Aan Ubudiah, Spd	Independent Commissioner
Komisaris Independen	Ir. Nurachman, ST, MM	Independent Commissioner

Komite Audit :

Berdasarkan Surat Keputusan Dewan Komisaris No.41/DK/WIKA/2015 tanggal 05 Juni 2015, susunan Komite Audit tanggal 31 Maret 2016 adalah sebagai berikut:

Ketua
Anggota
Anggota
Anggota
Anggota

Ir. Bakti Santoso Luddin, MBA
Arzul Andaliza, MBA
Fahrul Ismaeni, S.E., M.H.
Ir. Muhammad Sjukrul Amien, M.M.
Ir. Indracahya Kusumasubrata IPM

Chairman
Member
Member
Member
Member

Audit Committee :

Based on the Decree of the Board of Commissioners No.41/DK/WIKA/2015 dated June 05, 2015, the composition of the Audit Committee on March 31, 2016 are as follows:

PT WIJAYA KARYA (PERSERO), Tbk.
DAN ENTITAS ANAK
LAPORAN LABA RUGI DAN PENGHASILAN KOMPREHENSIF LAIN
Untuk periode yang berakhir 31 Desember 2016 dan 2015
(Disajikan dalam ribuan Rupiah, kecuali dinyatakan lain)

PT WIJAYA KARYA (PERSERO), Tbk.
AND ITS SUBSIDIARIES
CONSOLIDATED STATEMENT OF FINANCIAL POSITION
For the period ended December 31, 2016 and 2015
(Expressed in thousand Rupiah, unless otherwise stated)

	Catatan / Notes	2016	2015	
PENJUALAN BERSIH	2w, 41	15,868,832,513	13,820,101,419	NET SALES
BEBAN POKOK PENJUALAN	2w, 42	(13,441,729,089)	(11,965,441,022)	COST OF SALES
LABA KOTOR		<u>2,227,103,424</u>	<u>1,854,660,397</u>	GROSS PROFIT
LABA (RUGI) PADA VENTURA BERSAMA	2q, 43	378,836,006	288,402,591	PROFIT (LOSS) FROM JOINT VENTURE
LABA KOTOR SETELAH VENTURA BERSAMA		<u>2,605,939,430</u>	<u>1,943,062,988</u>	JOINT VENTURES
BEBAN USAHA				OPERATING EXPENSES
Beban Penjualan		(9,094,812)	(7,695,193)	Sales Expenses
Beban Umum dan Administrasi	2w, 44a	(517,840,941)	(421,462,453)	General and Administrative Expenses
Jumlah Beban Usaha		<u>(526,935,753)</u>	<u>(429,157,646)</u>	Total Operating Expenses
LABA USAHA		<u>2,079,003,677</u>	<u>1,513,905,342</u>	OPERATING INCOME
PENDAPATAN (BEBAN) LAIN-LAIN	45			OTHER INCOME (EXPENSE)
Pendapatan Bunga		50,971,372	59,698,089	Interest Income
Laba (Rugi) Selisih Kurs		(5,445,321)	28,350,510	Gain (loss) in Foreign Exchange
Beban Pajak Penghasilan Final		(365,015,329)	(349,788,000)	Final Income Tax Expenses
Beban dari Pendanaan		(435,314,128)	(431,409,359)	Funding Expense (Interest)
Beban Penurunan Nilai Piutang		(48,400,343)	(30,500,231)	Allowance for Impairment
Bagian laba (Rugi) Entitas Asosiasi		(8,190,543)	(5,514,535)	Gain (loss) Associated Entity
Lain-lain Bersih		(9,119,070)	(36,436,057)	Others - Net
Jumlah Pendapatan (Beban) Lain-Lain		<u>(848,513,362)</u>	<u>(762,611,583)</u>	Total Other Income (Expense)
LABA SEBELUM PAJAK				PROFIT BEFORE INCOME TAX
PENGHASILAN		<u>1,230,490,315</u>	<u>751,293,759</u>	
Beban Pajak Penghasilan	2ac, 26	(83,345,393)	(48,288,705)	Income Tax Expenses
LABA BERSIH		<u>1,147,144,922</u>	<u>703,005,054</u>	NET INCOME
PENDAPATAN KOMPREHENSIF LAIN SETELAH PAJAK				OTHER COMPREHENSIVE INCOME AFTER TAX
Pendapatan (beban) komprehensif lainnya yang tidak direklasifikasi ke laba rugi :				Other Comprehensive Income that will not be reclassified Subsequently to profit or loss
Selisih Penilaian Aset				Difference of Asset Valuation
Keuntungan (Kerugian) aktuarial Atas Program Imbal kerja Pasti		(18,275,656)	6,306,290	Actuarial Gain (Loss) of Defined Benefit Plan
JUMLAH PENDAPATAN KOMPREHENSIF PERIODE BERJALAN		<u>1,128,869,266</u>	<u>709,311,344</u>	OTHER COMPREHENSIVE INCOME FOR THE PERIOD

Dewan Komisaris :

Berdasar Akta No. 25 tanggal 22 Agustus 2016 yang dibuat dihadapan Fathiah Helmi, SH, Notaris di Jakarta yang pemberituannya telah dicatat oleh Menteri Hukum dan Hak Asasi Manusia Republik Indonesia sebagaimana tertuang dalam Surat Penerimaan Pemberitahuan Perubahan Data Perseroan No.AHU-AHA.01.03.0074508 tanggal 25 Agustus 2016, selanjutnya Susunan Komisaris per 31 Desember 2016 adalah sebagai berikut:

Komisaris Utama	Ir. Mudjadi, MSc
Komisaris	Eddy Kristanto
Komisaris	B. Didik Prasetyo, SH
Komisaris	Lilik Mayasari, SE
Komisaris	Drs. Freddy R Saragih, MPAcc
Komisaris Independen	Imas Aan Ubudiah, Spd
Komisaris Independen	Ir. Nurrachman, ST, MM

Board of Commissioner :

Base on the Deed No. 25 dated August 22, 2016, made before Fathiah Helmi, SH, Notary in Jakarta which notice has been recorded by the Minister of Justice and Human Rights Republic of Indonesia as stated in the Letter of Acceptance of Notification of Change of Corporate Data, with the number of No. AHU-AHA.01.03.0074508, the composition of the commissioner on December 31, 2016 are as follows:

<i>President Commissioner</i>
<i>Commissioner</i>
<i>Commissioner</i>
<i>Commissioner</i>
<i>Independent Commissioner</i>
<i>Independent Commissioner</i>

Komite Audit :

Berdasarkan Surat Keputusan Dewan Komisaris No.76/DK/WIKA/2016 tanggal 22 Agustus 2016, susunan Komite Audit tanggal 31 Desember 2016 adalah sebagai berikut:

Audit Committee :

Based on the Decree of the Audit Committee No.76/DK/WIKA/2016 dated August 22, 2016, the composition of the Audit Committee on December 31, 2016 are as follows:

Ketua	Nurrachman	<i>Chairman</i>
Anggota	Arzul Andaliza, MBA	<i>Member</i>
Anggota	Ir. Muhammad Sjukrul Amien, M.M.	<i>Member</i>
Anggota	Ir. Indracahya Kusumasubrata IPM	<i>Member</i>

TENTANG KEPEMILIKAN MINORITAS ABOUT INVESTMENTS IN ASSOCIATES

PT WIKI Industri Energi
PT Wijaya Karya Industri Energi (berdasarkan akta nomor 35 tanggal 20 Mei 2013, sebelumnya bernama PT WIKI Intrade Energi) melaksanakan restrukturisasi usaha melalui pendirian entitas anak, PT WIKI Intrade Energy untuk pengembangan dari bisnis unit konversi energi, bergerak dalam industri pemanas tenaga surya, dan produk konversi energi lainnya. Penyertaan saham WIKI Ikon pada WINNER sebesar 40%, 62.000 saham. Tahun 2011 dalam restrukturisasi WIKI Industri & Konstruksi, WIKI membeli kepemilikan saham WIKI Ikon di WINNER sebagaimana Akta RUPSL B WINNER No. 108 tanggal 27 Desember 2011 yang dibuat dihadapan Notaris Sri Irmayati, S.H.

PT WIKI Jabar Power
Penyertaan saham pada PT WIKI Jabar Power sebesar 20,44% (920.000 saham). Bergerak dalam bidang pembangkitan panas bumi sisi hulu (up stream), dan pembangunan Pembangkit Listrik Tenaga Panas Bumi (down stream) dan mengoperasikan ketenagalistrikan dengan memanfaatkan sumber panas bumi di daerah Gunung Tampomas Sumedang Subang Jawa Barat.

PT Citra Marga Lintas Jabar
Perseroan memiliki 627.450 saham yang merupakan 20% hak kepemilikan pada PT Citra Marga Lintas Jabar. Bergerak dalam bidang perencanaan, penyelenggaraan pembangunan jalan, jembatan bangunan pelengkap dan fasilitas jalan tol serta pengelolaan jalan dan fasilitas tol.

PT Jasamarga Surabaya Mojokerto
Penyertaan MMA – Jalan Tol Surabaya Mojokerto. Penyertaan saham pada PT Marga Nujasumo Agung sebesar 20,1% (242.000.000 saham). Bergerak dalam bidang perencanaan, penyelenggaraan pembangunan jalan, jembatan bangunan pelengkap dan fasilitas jalan tol serta pengelolaan jalan dan fasilitas tol Surabaya Mojokerto.

PT Jasamarga Manado Bitung
Penyertaan saham pada PT Jasamarga Balikpapan Samarinda sebesar 20% (12.600 lembar saham). Bergerak dalam bidang perencanaan, penyelenggaraan pembangunan jalan, jembatan bangunan pelengkap dan fasilitas jalan tol serta pengelolaan jalan dan fasilitas tol pada ruas Balikpapan Samarinda.

PT Jasamarga Balikpapan Samarinda
Penyertaan saham pada PT Jasamarga Balikpapan Samarinda sebesar 15% (16.800 lembar saham). Bergerak dalam bidang perencanaan, penyelenggaraan pembangunan jalan, jembatan bangunan pelengkap dan fasilitas jalan tol serta pengelolaan jalan dan fasilitas tol pada ruas Balikpapan Samarinda.

PT WIKI Industri Energi
PT Wijaya Karya Industri Energi (based on certificate No. 35 dated May 20, 2013, formerly known as PT WIKI Intrade Energy) restructured efforts through the establishment of a subsidiary, PT WIKI Industri Energi for the development of the energy conversion business units, engaged in solar heating industry and products other energy conversion. WIKI Ikon share participation in the WINNER by 40% (62,000 shares). In 2011 during WIKI's Industri & Konstruksi restructuring, WIKI purchased a stake in WINNER based on EGM'S Deced No. 108 dated December 27, 2011 made before Notary Sri Irmayati, S.H.

PT WIKI Jabar Power
Company Ownership Investment in PT WIKI Jabar Power of 20.44% (920,000 shares). Specializing in geothermal upstream mining, and the construction of geothermal down stream power plant and produces electricity by utilizing geothermal resources in Gunung Tampomas Sumedang Subang, West Java.

PT Citra Marga Lintas Jabar
The Company has 627,450 shares representing 20% ownership in PT Citra Marga Lintas Jabar. Engaged in planning, organizing construction of roads, bridges, buildings and facilities to complement toll road management and facilities.

PT Jasamarga Surabaya Mojokerto
MMA Investments – Surabaya Mojokerto Toll Road Share Investment by PT Marga Agung Nujasumo for 20% (242,000,000 shares). Specializing in planning, organizing road construction, bridge building and facilities to complement the Surabaya Mojokerto highway and toll road management and facilities.

PT Jasamarga Manado Bitung
Penyertaan saham pada PT Jasamarga Balikpapan Samarinda sebesar 20% (12,600 lembar saham). Bergerak dalam bidang perencanaan, penyelenggaraan pembangunan jalan, jembatan bangunan pelengkap dan fasilitas jalan tol serta pengelolaan jalan dan fasilitas tol pada ruas Balikpapan Samarinda.

PT Jasamarga Balikpapan Samarinda
Penyertaan saham pada PT Jasamarga Balikpapan Samarinda sebesar 15% (16,800 lembar saham). Bergerak dalam bidang perencanaan, penyelenggaraan pembangunan jalan, jembatan bangunan pelengkap dan fasilitas jalan tol serta pengelolaan jalan dan fasilitas tol pada ruas Balikpapan Samarinda.



PT Jasamarga Kunciran Cengkareng

Penyerahan saham pada PT Jasamarga Kunciran Cengkareng sesuai dengan surat persetujuan Dewan Komisaris No.46/DK/WIKA/2008, yang bergerak dalam bidang perencanaan, penyelenggaraan pembangunan jalan, jembatan bangunan pelengkap dan fasilitas jalan tol serta pengelolaan jalan dan fasilitas tol. WIKA memiliki 6.47.099 lembar saham atau sebesar 2,1%.

PT Jasamarga Kunciran Cengkareng

Investment in PT Jasamarga Kunciran Cengkareng based on of the Board of Commissioners letter of approval 46/DK/WIKA/2008, to engage its planning, organizing construction of roads, bridges, buildings and facilities to complement the highway and toll road management and facilities. WIKA has 647,099 shares or 2.1%.



2,1% Persentase Kepemilikan
Percentage Ownership

PT Jasamarga Bali Tol

Penyerahan saham pada PT Jasamarga Bali Tol sebesar 0,4% (2.982 lembar saham). Bergerak dalam bidang perencanaan, penyelenggaraan pembangunan jalan, jembatan bangunan pelengkap dan fasilitas jalan tol serta pengelolaan jalan dan fasilitas tol Nusa Dua - Ngurah Rai - Benoa Bali.

PT Jasamarga Bali Tol

Investment in PT Jasamarga Bali Tol of 0.4% (2,982 shares). Specializing in planning, organizing road construction, bridge building and facilities to complement the Nusa Dua - Ngurah Rai - Benoa Bali highway and toll road management and facilities.



0,4% Persentase Kepemilikan
Percentage Ownership

PT Pilar Sinergi BUMN Indonesia

Pendirian PT Pilar Sinergi BUMN Indonesia ini mengacu pada Peraturan Presiden Nomor 107 Tahun 2015 tanggal 6 Oktober 2015 tentang Percepatan Penyelenggaraan Prasarana dan Sarana Kereta Cepat antara Jakarta dan Bandung, dimana perusahaan tersebut ditunjuk oleh Pemerintah sebagai Pimpinan dari Konsorsium BUMN dalam rangka Percepatan Penyelenggaraan Prasarana dan Sarana Kereta Cepat. Perseroan memiliki 1.710 lembar saham yang merupakan 38% hak kepemilikan pada PT Pilar Sinergi BUMN Indonesia. Bergerak dalam bidang transportasi, perdagangan, jasa, industri, pembangunan, perkebunan, perkelambutan dan pertanian.

PT Pilar Sinergi BUMN Indonesia

Establishment of PT Pilar Sinergi BUMN Indonesia is based on Presidential Decree No. 107 of 2015 dated October 6, 2015 regarding Accelerating the Implementation of Highspeed Train Infrastructure between Jakarta and Bandung, where the Company has been appointed by the Government as Chairman of the SOEs Consortium for Accelerating the Implementation of Highspeed Train Infrastructure. The Company has 1,710 shares which is 38% ownership in PT Pilar Sinergi BUMN Indonesia. Engaged in transportation, trade, services, industry, construction, overhaul, plantation and agriculture



38% Persentase Kepemilikan
Percentage Ownership

PT Prima Terminal Petikemas

Penyerahan saham pada Belawan sebesar 15% (50.000.000 saham). Bergerak dalam bidang jasa pelayanan operasi kapal, jasa pelayanan operasi lapangan, dan jasa lainnya yang berkaitan dengan pelayanan terminal peti kemas yang meliputi pendanaan, perencanaan teknik, pelaksanaan konstruksi, pengoperasian dan pemeliharaan.

PT Prima Terminal Petikemas

Investment in Belawan of 15% (50,000,000 shares). Engaged in vessel operations services, field operations services and other services related to container terminal services including financing, engineering design, construction, operation and maintenance.



15% Persentase Kepemilikan
Percentage Ownership

PT Air Minum Indonesia

Perseroan memiliki 140 saham yang merupakan 14% hak kepemilikan pada PT Air Minum Indonesia. Bergerak dalam bidang Sistem Perediaan Air Minum yang meliputi kegiatan kolektifikasi, pendanaan, dan perencanaan teknik, pelaksanaan konstruksi, pengoperasian dan pemeliharaan serta usaha-usaha lainnya yang terkait langsung dengan kegiatan usaha utama perusahaan.

PT Air Minum Indonesia

The Company has 140 shares representing 14% ownership in PT Air Minum Indonesia. Engaged in Water Supply Systems including institutional, financial and technical planning, construction, operation and maintenance as well as other businesses that are directly related to the core business of the company.



14% Persentase Kepemilikan
Percentage Ownership

PT Trans Pacific Petrochemical Indotama

Perseroan memiliki 11.389 lembar saham atau kepemilikan sebesar 0,14% pada PT Trans Pacific Petrochemical Indotama yang bergerak dalam bidang produksi produk aromatic dan bahan bakar minyak. Kepemilikan saham di PT Trans Pacific Petrochemical Indotama ini merupakan hasil konversi atas piutang perseroan di Wijaya Karya - Adhi Karya - Inti Karya Persada Teknik JO (WALJO).

PT Trans Pacific Petrochemical Indotama

The Company has 11,389 shares with a nominal value per share of Rp224,000 which is 0.14% ownership in PT. Trans Pacific Petrochemical Indotama. Engaged in the production of aromatic products and fuel oil.



0,14% Persentase Kepemilikan
Percentage Ownership

Tahun 2017

PT WIJAYA KARYA (PERSERO), Tbk.
 DAN ENTITAS ANAK
 LAPORAN LABA RUGI DAN PENGHASILAN KOMPREHENSIF LAIN
 Untuk periode yang berakhir 31 Maret 2017 dan 2016
 (Disajikan dalam ribuan Rupiah, kecuali dinyatakan lain)

PT WIJAYA KARYA (PERSERO), Tbk.
 AND ITS SUBSIDIARIES
 CONSOLIDATED STATEMENT OF FINANCIAL POSITION
 For the period ended March 31, 2017 and 2016
 (Expressed in thousand Rupiah, unless otherwise stated)

	Catatan / Notes	2017	2016	
PEJUALAN BERSIH	2w, 41	3,813,446,654	2,726,647,884	NET SALES
BEBAN POKOK PEJUALAN	2w, 42	(3,400,937,956)	(2,434,851,323)	COST OF SALES
LABA KOTOR		412,508,698	291,796,561	GROSS PROFIT
LABA (RUGI) PADA VENTURA BERSAMA	2q, 43	147,657,338	29,803,320	PROFIT (LOSS) FROM JOINT VENTURE
LABA KOTOR SETELAH VENTURA BERSAMA		560,066,036	321,599,881	JOINT VENTURES
BEBAN USAHA				OPERATING EXPENSES
Beban Penjualan		(1,732,218)	(1,331,949)	Sales Expenses
Beban Umum dan Administrasi	2w, 44a	(116,119,611)	(85,661,382)	General and Administrative Expenses
Jumlah Beban Usaha		(117,851,829)	(86,993,331)	Total Operating Expenses
LABA USAHA		442,214,207	234,606,549	OPERATING INCOME
PENDAPATAN (BEBAN) LAIN-LAIN	45			OTHER INCOME (EXPENSE)
Pendapatan Bunga		62,072,767	16,523,755	Interest Income
Laba (Rugi) Selisih Kurs		2,023,309	(2,472,002)	Gain (loss) in Foreign Exchange
Beban Pajak Penghasilan Final		(91,890,029)	(57,147,424)	Final Income Tax Expenses
Beban dari Pendanaan		(119,197,279)	(76,902,994)	Funding Expense (Interest)
Beban Penurunan Nilai Piutang		(368,578)	(1,115,090)	Allowance for Impairment
Bagian laba (Rugi) Entitas Asosiasi		(18,549,569)	(1,417,358)	Gain (loss) Associated Entity
Lain-lain Bersih		11,004,074	2,846,392	Others - Net
Jumlah Pendapatan (Beban) Lain-Lain		(154,905,305)	(119,884,721)	Total Other Income (Expense)
LABA SEBELUM PAJAK PENGHASILAN		287,308,902	114,621,828	PROFIT BEFORE INCOME TAX
Beban Pajak Penghasilan	2ac, 2b	(22,129,847)	(20,741,005)	Income Tax Expenses
LABA BERSIH		265,179,055	94,180,823	NET INCOME
PENDAPATAN KOMPREHENSIF LAIN SETELAH PAJAK				OTHER COMPREHENSIVE INCOME AFTER TAX
Pendapatan (beban) komprehensif lainnya yang tidak direklasifikasi ke laba rugi :				Other Comprehensive Income that will not be reclassified Subsequently to profit or loss
Selisih Penilaian Aset				Difference of Asset Valuation
Keuntungan (Kerugian) aktuarial Atas Program Imbal kerja Pasti		-	-	Actuarial Gain (Loss) of Defined Benefit Plan
JUMLAH PENDAPATAN KOMPREHENSIF PERIODE BERJALAN		265,179,055	94,180,823	OTHER COMPREHENSIVE INCOME FOR THE PERIOD

Dewan Komisaris :

Berdasar Akta No.39 tanggal 23 Maret 2017 yang dibuat di hadapan Ashoya Ratam SH, MKn Notaris di Jakarta Selatan yang pemberitaannya telah dicatat oleh Menteri Hukum dan Hak Asasi Manusia Republik Indonesia sebagaimana tertuang dalam Surat Penerimaan Pemberitahuan Perubahan Data Perseroan No.AHU-AHA.01.03.0074508 tanggal 25 Maret 2017, selanjutnya susunan komisaris per 31 Maret 2017 sebagai berikut:

Komisaris Utama	Imam Santoso	<i>President Commissioner</i>
Komisaris	Eddy Kristanto	<i>Commissioner</i>
Komisaris	Lilik Mayasari, SE	<i>Commissioner</i>
Komisaris	Drs. Freddy R Saragih, MPAcc	<i>Commissioner</i>
Komisaris Independen	Imas Aan Ubudiah, Spd	<i>Independent Commissioner</i>
Komisaris Independen	Ir. Nurrachman, ST. MM	<i>Independent Commissioner</i>

Board of Commissioner :

Base on the Deed No.39 dated March 23, 2017, made before Ashoya Ratam, SH.MKn Notary in South Jakarta which notice has been recorded by the Minister of Justice and Human Rights Republic of Indonesia as stated in the Letter of Acceptance of Notification of Change of Corporate Data, with the number of AHU-AHA.01.03.0074508. the composition of the commissioner on March 31, 2017 are as follows:

Komite Audit :

Berdasarkan Surat Keputusan Dewan Komisaris No.76/DKWIKA/2016 tanggal 22 Agustus 2016 dan No.02/DKWIKA/2017 tanggal 3 Januari 2017, susunan Komite Audit tanggal 31 Maret 2017 adalah sebagai berikut:

Ketua	Ir. Nurrachman, ST.,MM.	<i>Chairman</i>
Anggota	Arzul Andaliza. MBA	<i>Member</i>
Anggota	Ir. Muhammad Sjukrul Amien, M.M.	<i>Member</i>
Anggota	DR.Darsono Prawironegoro, SE, M.M	<i>Member</i>
Anggota	Dra. Waluyati Supriyantini, CA,QIA, M.M	<i>Member</i>

Audit Committee :

Based on the Decree of the Board of Commissioners No.76/DKWIKA/2016 dated August 22, 2016 and No. 02/DKWIKA/2017 date January 3, 2017, the composition of the Audit Committee on March 31, 2017 are as follows:

PT WIJAYA KARYA (PERSERO) Tbk. DAN ENTITAS ANAK
 LAPORAN LABA RUGI DAN PENGHASILAN KOMPREHENSIF
 LAIN KONSOLIDASIAN
 UNTUK TAHUN-TAHUN YANG BERAKHIR 31 DESEMBER 2017 DAN 2016
 (Disajikan dalam ribuan Rupiah, kecuali dinyatakan lain)

PT WIJAYA KARYA (PERSERO) Tbk. AND ITS SUBSIDIARIES
 CONSOLIDATED STATEMENTS OF PROFIT OR LOSS
 AND OTHER COMPREHENSIVE INCOME
 FOR THE YEARS ENDED DECEMBER 31, 2017 AND 2016
 (Expressed in thousand Rupiah, unless otherwise stated)

	2017	Catatan/ Notes	2016	
PENDAPATAN BERSIH	26.176.403.026	45,52	15.688.832.513	NET REVENUES
BEBAN POKOK PENDAPATAN	<u>(23.300.168.938)</u>	46	<u>(13.476.862.423)</u>	COST OF REVENUES
LABA BRUTO	2.876.234.088		2.191.940.090	GROSS PROFIT
Beban penjualan	(9.958.720)	47	(9.094.812)	Selling expenses
Beban umum dan administrasi	(866.714.155)	48	(517.734.503)	General and administrative expenses
Bagian laba pada investasi pada ventura bersama	572.700.749	21	378.836.006	Share in profit of joint ventures
Pendapatan bunga	241.823.299		50.871.372	Interest income
Kenaikan nilai wajar properti investasi	61.907.287	19	4.484.439	Increase in fair value of investment properties
Keuntungan pembelian dengan diskon	32.306.608	42	51.474.654	Gain on bargain purchase
Laba (rugi) selisih kurs	766.143		(5.445.321)	Gain (loss) on foreign exchange - net
Beban penurunan nilai piutang	(106.899.705)		(46.400.343)	Impairment losses on receivables
Bagian rugi dari entitas asosiasi - bersih	(123.644.382)	18	(38.190.543)	Share in loss of associates - net
Beban pajak final	(829.479.208)		(385.015.329)	Final tax expenses
Beban dari pendanaan	(677.973.460)		(435.314.128)	Finance costs
Lain-lain - bersih	<u>(106.877.186)</u>		<u>34.727.854</u>	Others - net
LABA SEBELUM PAJAK	1.462.391.358		1.295.239.236	PROFIT BEFORE TAX
Beban pajak penghasilan	<u>(106.275.869)</u>	29	<u>(84.209.926)</u>	Income tax expenses
LABA BERSIH TAHUN BERJALAN	<u>1.356.115.489</u>		<u>1.211.029.310</u>	PROFIT FOR THE YEAR
PENDAPATAN KOMPREHENSIF LAIN SETELAH PAJAK				OTHER COMPREHENSIVE INCOME NET OF TAX
Pos-pos yang tidak akan direklasifikasi ke laba rugi:				Items that will not be reclassified subsequently to profit or loss
Kerugian aktuarial atas program imbalan kerja pasti	<u>(47.649.429)</u>	34	<u>(16.618.045)</u>	Actuarial loss of defined benefit plan
JUMLAH PENDAPATAN KOMPREHENSIF TAHUN BERJALAN	<u><u>1.308.466.060</u></u>		<u><u>1.194.411.265</u></u>	TOTAL COMPREHENSIVE INCOME FOR THE YEAR

PT WIJAYA KARYA (PERSERO) Tbk.
DAN ENTITAS ANAK
CATATAN ATAS LAPORAN KEUANGAN KONSOLIDASIAN
31 DESEMBER 2017 DAN 2016 SERTA UNTUK TAHUN-
TAHUN YANG BERAKHIR PADA TANGGAL TERSEBUT
(Disajikan dalam ribuan Rupiah, kecuali dinyatakan lain)
(Lanjutan)

PT WIJAYA KARYA (PERSERO) Tbk.
AND ITS SUBSIDIARIES
NOTES TO CONSOLIDATED FINANCIAL STATEMENTS
DECEMBER 31, 2017 AND 2016
AND FOR THE YEARS THEN ENDED
(Expressed in thousand Rupiah, unless otherwise stated)
(Continued)

d. Pengurus Perusahaan

Dewan Komisaris:

Berdasar Akta No. 39 tanggal 23 Maret 2017 yang dibuat di hadapan Ashoya Ratam S.H., M.Kn., Notaris di Jakarta Selatan yang pemberitaannya telah dicatat oleh Menteri Hukum dan HAM Republik Indonesia sebagaimana tertuang dalam Surat Penerimaan Pemberitahuan Perubahan Data Perusahaan No. AHU-AHA.01.03.0127318 tertanggal 13 April 2017, selanjutnya susunan Dewan Komisaris per 31 Desember 2017 sebagai berikut:

Komisaris Utama	:	Imam Santoso	:	President Commissioner
Komisaris	:	Eddy Kristanto	:	Commissioners
		Lilik Mayasari, S.E.		
		Drs. Freddy R Saragih, MPAcc		
Komisaris Independen	:	Imas Aan Ubudiah, S.Pd.	:	Independent Commissioners
		Ir. Nurrachman, S.T., M.M.		

d. Management of the Company

Board of Commissioners:

Based on Deed No 39 dated March 23, 2017, made before Ashoya Ratam, S.H., M.Kn., Notary in South Jakarta, which notice has been recorded by the Minister of Justice and Human Rights of the Republic of Indonesia as stated in the Letter of Acceptance of Notification of Change of Corporate Data with the number of AHU-AHA.01.03.0127318 dated April 13, 2017, the composition of the commissioners as of December 31, 2017 are as follows:

Komite Audit :

Berdasarkan Surat Keputusan Dewan Komisaris No. 56/DK/WIKA/2017 tanggal 22 Juni 2017, susunan Komite Audit tanggal 31 Desember 2017 adalah sebagai berikut:

Ketua	:	Ir. Nurrachman, S.T., M.M.	:	Chairman
Anggota	:	Ir. Muhammad Sjukrul Amien, M.M.	:	Members
		DR.Darsono Prawironegoro, S.E., M.M.		
		Dra. Waluyati Supriyantini, CA, QIA, M.M.		
		Fahrul Ismaeni, S.E., M.H.		

Audit Committee :

Based on Decree No. 56/DK/WIKA/2017 dated June 22, 2017, the composition of the Audit Committee as of December 31, 2017 are as follows:

**PT WIJAYA KARYA (PERSERO) Tbk
DAN ENTITAS ANAK
LAPORAN LABA RUGI DAN PENGHABILAN KOMPREHENSIF LAIN**

Untuk Periode 6 (Enam) Bulan yang Berakhir Tanggal 30 Juni 2017 dan 2016
Serta Tahun-tahun yang Berakhir Tanggal 31 Desember 2016, 2015, dan 2014
(Diajikan dalam Ribuan Rupiah, Kecuali Dinyatakan Lain)

**PT WIJAYA KARYA (PERSERO) Tbk
AND ITS SUBSIDIARIES**

STATEMENT OF INCOME AND OTHER COMPREHENSIVE INCOME

For The 6 (Six) Months Period Ended June 30, 2017 and 2016
And for The Years Ended December 31, 2016, 2015 and 2014
(Expressed in Thousand Rupiah, Unless Otherwise Stated)

Catatan / Notes	30 Juni/June 30		31 Desember / December 31				
	2017	2016	2016	2015	2014		
Penjualan Bersih	2w, 41	9,484,440,450	6,033,745,869	15,666,832,513	13,620,101,419	12,463,216,288	NET SALES
Beban Pokok Penjualan	2w, 42	(8,475,796,578)	(5,303,404,800)	(13,441,729,089)	(11,965,441,022)	(11,038,648,789)	COST OF SALES
LABA KOTOR		1,008,653,872	730,341,069	2,227,103,424	1,654,660,397	1,424,568,499	GROSS PROFIT
LABA (RUGI) PADA VENTURA BERSAMA	2q, 43	273,286,728	113,285,771	378,836,006	289,402,591	369,767,130	PROFIT (LOSS) FROM JOINT VENTURE
LABA KOTOR SETELAH VENTURA BERSAMA		1,281,940,600	843,626,840	2,605,939,430	1,943,062,988	1,794,335,629	GROSS PROFIT AFTER JOINT VENTURES
BEBAN U SAHA							OPERATING EXPENSES
Beban Penjualan		(5,297,168)	(3,689,858)	(9,094,812)	(7,695,193)	(6,838,756)	Sales Expenses
Beban Umum dan Administrasi	2w, 44a	(289,881,380)	(223,768,350)	(517,840,941)	(421,462,453)	(368,008,513)	General and Administrative Expenses
Jumlah Beban Usaha		(305,178,548)	(227,458,208)	(526,935,753)	(429,157,646)	(382,848,269)	Total Operating Expenses
LABA U SAHA		976,762,051	616,168,632	2,079,003,677	1,513,905,342	1,401,478,360	OPERATING INCOME
PENDAPATAN (BEBAN) LAIN-LAIN	45						OTHER INCOME (EXPENSE)
Pendapatan Bunga		129,302,264	23,521,636	50,871,372	59,686,089	73,500,762	Interest Income
Labas (Rugi) Selisih Kurs		(2,540,540)	(8,899,969)	(5,445,321)	28,350,510	(2,039,829)	Gain (loss) in Foreign Exchange
Beban Pajak Penghasilan Final		(224,818,342)	(128,639,358)	(365,015,329)	(346,788,000)	(288,455,956)	Final Tax Expenses
Beban dari Pendanaan		(269,770,815)	(171,521,105)	(435,314,126)	(431,409,359)	(197,704,174)	Funding Expense (Interest)
Beban Penurunan Nilai Piutang		(26,578,400)	(95,909)	(46,400,343)	(30,500,231)	(48,244,153)	Allowance for impairment
Bagian laba (Rugi) Entitas Asosiasi		(38,866,087)	(7,160,927)	(38,190,543)	(5,514,535)	(7,123,190)	Gain (loss) Associated Entity
Lain-lain Bersih		17,217,975	19,876,162	(9,119,070)	(36,436,057)	(82,678,307)	Others - Net
Jumlah Pendapatan (Beban) Lain-Lain		(437,054,025)	(272,709,050)	(848,513,362)	(762,811,583)	(648,744,855)	Total Other Income (Expense)
LABA SEBELUM PAJAK							
PENGHABILAN		539,708,028	343,459,582	1,230,460,915	751,293,759	852,733,505	PROFIT BEFORE INCOME TAX
Beban Pajak Penghasilan	Zac, 26	(53,166,314)	(37,943,053)	(83,345,393)	(40,288,705)	(108,964,403)	Expenses Income Tax
LABA BERSIH		486,521,712	305,516,529	1,147,144,922	703,005,054	743,769,102	NET INCOME

PT WIJAYA KARYA (PERSERO), Tbk.
DAN ENTITAS ANAK
CATATAN ATAS LAPORAN KEUANGAN KONSOLIDASIAN
Untuk Periode 6 (Enam) Bulan yang Berakhir pada 30 Juni 2017 dan 2016
Serta Tahun-tahun yang berakhir pada 31 Desember 2016, 2015 dan 2014
(Disajikan dalam ribuan Rupiah, kecuali dinyatakan lain)

PT WIJAYA KARYA (PERSERO), Tbk.
AND SUBSIDIARIES
NOTES TO CONSOLIDATED FINANCIAL STATEMENTS
For 6 (Six) Months Period Ended June 30, 2017 and 2016
and for The Years Ended December 31, 2016, 2015, and 2014
(Expressed in thousand Rupiah, unless otherwise stated)

1. UMUM (lanjutan)

1. GENERAL (continued)

c. Entitas Anak (lanjutan)

c. Subsidiary Company (continued)

Komisaris Utama	Ir. Imam Santoso, MSc.	President Commissioner
Komisaris	Eddy Kristanto	Commissioner
Komisaris	Liliek Mayasari, SE	Commissioner
Komisaris	Drs. Freddy R. Saragih, MPAcc	Commissioner
Komisaris Independen	Imas Aan Ubudiah, Spd	Independent Commissioner
Komisaris Independen	Ir. Nurrachman, ST. MM	Independent Commissioner

Komite Audit :

Audit Committee :

Berdasarkan Surat Keputusan Dewan Komisaris No.76/DK/WIKA/2016 tanggal 22 Agustus 2016 dan No.02/DK/WIKA/2017 tanggal 3 Januari 2017, No. 56/DK/WIKA/2017 tanggal 22 Juni 2017, susunan Komite Audit tanggal 30 Juni 2017 adalah sebagai berikut:

Based on the Decree of the Board of Commissioners No.76/DK/WIKA/2016 dated August 22, 2016 and No. 02/DK/WIKA/2017 dated January 3, 2017, No. 56/DK/WIKA/2017 dated June 22, 2017, the composition of the Audit Committee on June 30, 2017 are as follows:

Ketua	Ir. Nurrachman, ST. MM	Chairman
Anggota	Ir. Muhammad Sjukrul Amien, MM.	Member
Anggota	DR.Darsono Prawironegoro, SE, MM.	Member
Anggota	Dra. Waluyati Supriyantini, CA,QIA, MM.	Member

Tahun 2018

PT WIJAYA KARYA (PERSERO), Tbk.

DAN ENTITAS ANAK

LAPORAN LABA RUGI DAN PENGHASILAN KOMPREHENSIF LAIN

Untuk periode yang berakhir 31 Maret 2018 dan 2017

(Disajikan dalam ribuan Rupiah, kecuali dinyatakan lain)

PT WIJAYA KARYA (PERSERO), Tbk.

AND ITS SUBSIDIARIES

INCOME STATEMENT AND OTHER COMPREHENSIVE INCOME

For the period ended March 31, 2018 and 2017

(Expressed in thousand Rupiah, unless otherwise stated)

	2018	Catatan / Notes	2017	
PENDAPATAN BERSIH	6,257,393,922	45	3,813,446,654	NET REVENUES
BEBAN POKOK PENDAPATAN	(5,832,251,785)	48	(3,400,937,956)	COST OF REVENUES
LABA KOTOR	625,142,157		412,508,698	GROSS PROFIT
BEBAN USAHA				OPERATING EXPENSES
Beban Penjualan	(1,691,317)	47	(1,732,218)	Sales Expenses
Beban Umum dan Administrasi	(163,598,685)	48	(116,119,611)	General and Administrative Expenses
Jumlah Beban Usaha	(165,278,002)		(117,851,829)	Total Operating Expenses
LABA USAHA	459,864,155		294,656,868	OPERATING INCOME
PENDAPATAN (BEBAN) LAIN-LAIN				OTHER INCOME (EXPENSE)
Bagian laba (Rugi) Entitas Ventura Bersama	64,639,890		147,557,338	Share in profit of Joint Venture
Pendapatan Bunga	88,938,267		62,072,767	Interest Income
Laba (Rugi) Selisih Kurs	185,576		2,023,309	Gain (loss) in Foreign Exchange
Beban Pajak Penghasilan Final	(149,485,695)		(91,860,029)	Final Income Tax Expenses
Beban dari Pendanaan	(244,834,607)		(119,197,279)	Funding Expense (Interest)
Beban Penurunan Nilai Piutang	(13,210,684)		(368,578)	Allowance for Impairment
Bagian laba (Rugi) Entitas Asosiasi	(28,839,595)		(18,549,569)	Gain (loss) Associated Entity
Selisih Nilai Wajar Property Investasi	-		-	Property Investment Fair Value Difference
Lain-lain Bersih	65,852,502		11,004,074	Others - Net
Jumlah Pendapatan (Beban) Lain-Lain	(216,758,656)		(7,347,967)	Total Other Income (Expense)
LABA SEBELUM PAJAK				
PENGHASILAN	243,107,498		287,308,902	PROFIT BEFORE INCOME TAX
Beban Pajak Penghasilan	(27,683,364)	29	(22,129,847)	Income Tax Expenses
LABA BERSIH	215,424,134		265,179,055	NET INCOME
PENDAPATAN KOMPREHENSIF LAIN				OTHER COMPREHENSIVE INCOME
SETELAH PAJAK				AFTER TAX
Pendapatan (beban) komprehensif lainnya yang tidak direklasifikasi ke laba rugi:				Other Comprehensive Income that will not be reclassified Subsequently to profit or loss
Selisih Penilaian Aset				Difference of Asset Valuation
Keuntungan (Kerugian) aktuarial Atas Program Imbal kerja Pasti	-		-	Actuarial Gain (Loss) of Defined Benefit Plan
JUMLAH PENDAPATAN KOMPREHENSIF PERIODE BERJALAN	215,424,134		265,179,055	OTHER COMPREHENSIVE INCOME FOR THE PERIOD
LABA YANG DAPAT DIATRIBUSIKAN KE:				INCOME ATTRIBUTABLE TO:
- PEMILIK ENTITAS INDUK	171,216,046		245,078,001	PARENT ENTITY OWNER -
- KEPENTINGAN NON PENGENDALI	44,208,088		20,101,054	NON CONTROLLING INTEREST -
JUMLAH	215,424,134		265,179,055	TOTAL

PT WIJAYA KARYA (PERSERO), Tbk.
DAN ENTITAS ANAK
CATATAN ATAS LAPORAN KEUANGAN KONSOLIDASIAN
Untuk periode yang berakhir pada 31 Maret 2018 dan 31 Desember 2017
(Disajikan dalam ribuan Rupiah, kecuali dinyatakan lain)

PT WIJAYA KARYA (PERSERO), Tbk.
AND SUBSIDIARIES
NOTES TO CONSOLIDATED FINANCIAL STATEMENTS
For the period ended March 31, 2018 and December 31, 2017
(Expressed in thousand Rupiah, unless otherwise stated)

d. Pengurus Perseroan

Dewan Komisaris :

Berdasar Akta No.39 tanggal 23 Maret 2017 yang dibuat di hadapan Ashoya Ratam SH, MKn Notaris di Jakarta Selatan yang pemberitaannya telah dicatat oleh Menteri Hukum dan Hak Asasi Manusia Republik Indonesia sebagaimana tertuang dalam Surat Penerimaan Pemberitahuan Perubahan Data Perseroan No.AHU-AHA.01.03.0127318 tanggal 13 April 2017, selanjutnya susunan Dewan komisaris per 31 Maret 2018 sebagai berikut:

Komisaris Utama
Komisaris
Komisaris
Komisaris
Komisaris Independen
Komisaris Independen

Ir. Imam Santoso, M.Sc
Eddy Kristanto
Liliek Mayasari, SE
Drs. Freddy R. Saragih, MPAcc
Imas Aan Ubudiah, Spd
Ir. Nurrachman, ST. MM

d. Management of the Company

Board of Commissioner :

Base on the Deed No.39 dated March 23, 2017, made before Ashoya Ratam, SH, MKn Notary in South Jakarta which notice has been recorded by the Minister of Justice and Human Rights Republic of Indonesia as stated in the Letter of Acceptance of Notification of Change of Corporate Data, with the number of AHU-AHA.01.03.0127318 dated April 13, 2017, the composition of the commissioner on March 31, 2017 are as follows:

President Commissioner
Commissioner
Commissioner
Commissioner
Independent Commissioner
Independent Commissioner

Berdasarkan Surat Keputusan Dewan Komisaris No. 56/DK/WIKA/2017 tanggal 22 Juni 2017, susunan Komite Audit tanggal 31 Maret 2018 adalah sebagai

Based on Decree No. 56/DK/WIKA/2017 dated June 22, 2017, the composition of the Audit Committee as of March 31, 2018 are as follows:

Ketua
Anggota
Anggota
Anggota

Ir. Nurrachman, ST. MM
Ir. Muhammad Sjukrul Amien, M.M.
DR. Darsono Prawironegoro, SE, M.M
Dra. Waluyati Supriyantini, CA, CIA, M.M

Chairman
Member
Member
Member

PT WIJAYA KARYA (PERSERO), Tbk.
 DAN ENTITAS ANAK
 LAPORAN LABA RUGI DAN PENGHASILAN KOMPREHENSIF LAIN
 Untuk periode yang berakhir 30 Juni 2018 dan 2017
 (Disajikan dalam ribuan Rupiah, kecuali dinyatakan lain)

PT WIJAYA KARYA (PERSERO), Tbk.
 AND ITS SUBSIDIARIES
 INCOME STATEMENT AND OTHER COMPREHENSIVE INCOME
 For the period ended June 30, 2018 and 2017
 (Expressed in thousand Rupiah, unless otherwise stated)

	2018	Catatan / Notes	2017	
PENDAPATAN BERSIH	12.977.388.563	45	9.484.440.450	NET REVENUES
BEBAN POKOK PENDAPATAN	(11.491.142.122)	46	(8.475.786.578)	COST OF REVENUES
LABA KOTOR	1.486.226.441		1.008.653.872	GROSS PROFIT
BEBAN USAHA				OPERATING EXPENSES
Beban Penjualan	(3.278.907)	47	(5.297.186)	Sales Expenses
Beban Umum dan Administrasi	(398.104.879)	48	(299.881.380)	General and Administrative Expenses
Jumlah Beban Usaha	(401.383.786)		(305.178.549)	Total Operating Expenses
LABA USAHA	1.084.842.655		703.475.322	OPERATING INCOME
PENDAPATAN (BEBAN) LAIN-LAIN				OTHER INCOME (EXPENSE)
Bagian laba (Rugi) Entitas Ventura Bersama	151.859.442		273.286.728	Share in profit of Joint Venturer
Pendapatan Bunga	170.840.040		129.302.264	Interest Income
Laba (Rugi) Selisih Kurs	33.391.015		(2.540.540)	Gain (loss) in Foreign Exchange
Beban Pajak Penghasilan Final	(328.846.573)		(224.818.342)	Final Income Tax Expenses
Beban dari Pendanaan	(475.493.083)		(289.770.815)	Funding Expense (Interest)
Beban Penurunan Nilai Piutang	(24.502.504)		(26.578.490)	Allowance for Impairment
Bagian laba (Rugi) Entitas Asosiasi	(74.712.064)		(39.866.087)	Gain (loss) Associated Entity
Selisih Nilai Wajar Property Investasi	-		-	Property Investment Fair Value Difference
Lain-lain Bersih	150.737.402		17.217.975	Others - Net
Jumlah Pendapatan (Beban) Lain-Lain	(396.926.326)		(163.787.296)	Total Other Income (Expense)
LABA SEBELUM PAJAK				
PENGHASILAN	687.916.330		539.708.026	PROFIT BEFORE INCOME TAX
Beban Pajak Penghasilan	(65.393.072)	29	(53.186.314)	Income Tax Expenses
LABA BERSIH	632.523.258		486.521.712	NET INCOME
PENDAPATAN KOMPREHENSIF LAIN SETELAH PAJAK				OTHER COMPREHENSIVE INCOME AFTER TAX
Pendapatan (beban) komprehensif lainnya yang tidak direklasifikasi ke laba rugi :				Other Comprehensive Income that will not be reclassified Subsequently to profit or loss
Selisih Penilaian Aset				Difference of Asset Valuation
Keuntungan (Kerugian) aktuarial Atas Program Imbal kerja Pasti	-		(33.114.423)	Actuarial Gain (Loss) of Defined Benefit Plan
JUMLAH PENDAPATAN KOMPREHENSIF PERIODE BERJALAN	632.523.258		453.407.289	OTHER COMPREHENSIVE INCOME FOR THE PERIOD
LABA YANG DAPAT DIATRIBUSIKAN KE :				INCOME ATTRIBUTABLE TO :
- PEMILIK ENTITAS INDUK	517.250.861		435.924.570	PARENT ENTITY OWNER
- KEPENTINGAN NON PENGENDALI	115.272.397	38	50.597.142	NON CONTROLLING INTEREST
JUMLAH	632.523.258		486.521.712	TOTAL

Dewan Komisaris :

Berdasar Nomor 94 tanggal 26 April 2018, dibuat di hadapan Fathiah Helmi, S.H., Notaris di Jakarta dan telah mendapat Penerimaan Pemberitahuan Perubahan Data Perseroan dari Menteri Hukum dan Hak Asasi Manusia Republik Indonesia Nomor AHU-HA.01.03-0209136 tanggal 24 Mei 2018, selanjutnya susunan Dewan komisaris per 30 Juni 2018 sebagai berikut.

Komisaris Utama	Ir. Imam Santoso M.Sc	President Commissioner
Komisaris	Eddy Kristanto	Commissioner
Komisaris	Liliek Mayasari, SE	Commissioner
Komisaris	Drs. Freddy R Saragih, MPAcc	Commissioner
Komisaris Independen	Imas Aan Ubudiah, Spd	Independent Commissioner
Komisaris Independen	Achmad Hidayat, SH	Independent Commissioner
Komisaris Independen	Ir. Suryo Hapsoro Tri Utomo, Phd	Independent Commissioner

Board of Commissioner :

Based on the Deed Number 94 dated April 26, 2018, made before Fathiah Helmi, S. H., Notary in Jakarta which notice has been recorded by the Minister of Justice and Human Rights Republic of Indonesia number of AHU-HA.01.03.0209136 dated May 24, 2018. the composition of the commissioner on June 30, 2018 are as follows:

**PT WIJAYA KARYA (PERSERO), Tbk.
DAN ENTITAS ANAK
CATATAN ATAS LAPORAN KEUANGAN KONSOLIDASIAN**
Untuk periode yang berakhir pada 30 Juni 2018 dan 31 Desember 2017
(Disajikan dalam ribuan Rupiah, kecuali dinyatakan lain)

**PT WIJAYA KARYA (PERSERO), Tbk.
AND SUBSIDIARIES
NOTES TO CONSOLIDATED FINANCIAL STATEMENTS**
For the period ended June 30, 2018 and December 31, 2017
(Expressed in thousand Rupiah, unless otherwise stated)

Komite Audit :

Berdasarkan Surat Keputusan Dewan Komisaris No. 56/DK/WIKA/2017 tanggal 22 Juni 2017, susunan Komite Audit tanggal 31 Desember 2017 adalah sebagai berikut:

Ketua	Ir. Nurrachman, ST, MM	Chairman
Anggota	Ir. Muhammad Sjukrul Amien, M.M.	Member
Anggota	DR. Darsono Prawironegoro, SE, M.M	Member
Anggota	Dra. Waluyati Supriyantini, CA, CIA, M.M	Member

Audit Committee :

Based on Decree No. 56/DK/WIKA/2017 dated June 22, 2017, the composition of the Audit Committee as of December 31, 2017 are as follows:

**LAPORAN LABA RUGI DAN
PENGHASILAN KOMPREHENSIF LAIN
KONSOLIDASIAN**

Untuk Tahun-Tahun yang Berakhir
Pada tanggal 31 Desember 2018 dan 2017
(Dalam Ribuan Rupiah, kecuali Dinyatakan Lain)

**CONSOLIDATED STATEMENTS OF
PROFIT OR LOSS AND
OTHER COMPREHENSIVE INCOME**

For the Years Ended
December 31, 2018 and 2017
(In Thousand Rupiah, unless Otherwise Stated)

	Catatan/ Notes	2018 Rp	2017 Rp	
PENDAPATAN BERSIH	43	31,158,193,498	28,176,403,028	NET REVENUES
BEBAN POKOK PENDAPATAN	44	(27,553,468,348)	(23,300,188,938)	COST OF REVENUES
LABA KOTOR		3,604,727,150	2,876,234,088	GROSS PROFIT
BEBAN USAHA				OPERATING EXPENSES
Beban Penjualan	45	(10,445,343)	(9,958,720)	Selling Expenses
Beban Umum dan Administrasi	46	(775,299,502)	(686,714,154)	General and Administrative Expenses
Pendapatan Lain-lain	47	1,122,197,867	416,734,338	Other Income
Beban Lain-lain	47	(108,482,586)	(295,507,893)	Other Expenses
Laba Usaha		3,834,697,406	2,320,787,659	Operating Profit
Beban dari Pendanaan		(972,528,679)	(677,973,460)	Finance Cost
Beban Pajak Penghasilan Final		(728,942,503)	(629,479,208)	Final Income Tax Expenses
Bagian Rugi Entitas Asosiasi	16	(308,628,064)	(123,944,382)	Loss from Associated Entity
Bagian Laba Entitas Ventura Bersama	17	533,031,374	572,700,749	Share in Profit of Joint Venturer
		(1,478,068,472)	(858,396,301)	
LABA SEBELUM PAJAK PENGHASILAN		2,358,628,934	1,462,391,358	PROFIT BEFORE INCOME TAX
Beban Pajak Penghasilan	27	(285,329,070)	(108,275,869)	Income Tax Expense
LABA NETO		2,073,299,864	1,356,115,489	NET INCOME
PENDAPATAN KOMPREHENSIF LAIN SETELAH PAJAK				OTHER COMPREHENSIVE INCOME AFTER TAX
Pendapatan (Beban) Komprehensif Lainnya yang Tidak Direklasifikasi ke Laba Rugi: Keuntungan (Kerugian) aktuarial Atas Program Imbal kerja Pasti		140,243,105	(47,049,429)	Other Comprehensive Income that Will not be Reclassified Subsequently to Profit or Loss Actuarial Gain (Loss) Defined Benefit Plan
JUMLAH PENDAPATAN KOMPREHENSIF TAHUN BERJALAN		2,213,542,969	1,308,466,060	OTHER COMPREHENSIVE INCOME FOR THE YEAR
LABA YANG DAPAT DIATRIBUSIKAN KE:				INCOME ATTRIBUTABLE TO:
Pemilik Entitas Induk		1,730,256,243	1,202,089,175	Owner of Parent Entity
Kepentingan Non Pengendali	42	343,043,621	154,048,314	Non Controlling Interest
JUMLAH		2,073,299,864	1,356,115,489	TOTAL

Dewan Komisaris, Direksi, Komite Audit dan Karyawan

Berdasarkan Akta Nomor 94 tanggal 26 April 2018, dibuat di hadapan Fathiah Helmi, S.H., Notaris di Jakarta dan telah mendapat Penerimaan Pemberitahuan Perubahan Data Perseroan dari Menteri Hukum dan Hak Asasi Manusia Republik Indonesia Nomor AHU-HA.01.03-0209136 tanggal 24 Mei 2018, susunan Dewan komisaris dan Direksi per 31 Desember 2018 sebagai berikut:

Dewan Komisaris

Komisaris Utama
Komisaris
Komisaris
Komisaris
Komisaris Independen
Komisaris Independen
Komisaris Independen

Ir. Imam Santoso, M.Sc.
Eddy Kristanto, S.H.
Liliek Mayasari, S.E.
Drs. Freddy R Saragih, M.P.Acc.
Imas Aan Ubudiah, Spd.
Drs. Achmad Hidayat
Prof. Ir. Suryo Hapsoro Tri Utomo, Phd.

Board of Commissioners

President Commissioner
Commissioner
Commissioner
Commissioner
Independent Commissioner
Independent Commissioner
Independent Commissioner

1.c. Board of Commissioners, Directors, Audit Committee and Employees

Based on the Deed Number 94 dated April 26, 2018, made before Fathiah Helmi, S. H., Notary in Jakarta which notice has been recorded by the Minister of Justice and Human Rights Republic of Indonesia number of AHU-HA.01.03.0209136 dated May 24, 2018, the composition of the Board of Commissioners and Directors as of December 31, 2018 are as follows:

Berdasarkan Surat Keputusan Dewan Komisaris No. 80/DK/WIKA/2018 tanggal 2 Juli 2018, susunan Komite Audit tanggal 31 Desember 2018 adalah sebagai berikut:

Komite Audit

Ketua
Anggota
Anggota
Anggota
Anggota

Prof. Ir. Suryo Hapsoro Tri Utomo, Phd.
Drs. Achmad Hidayat
Ir. Muhammad Sjukrul Amien, M.M.
Nirsihing Asmoro, Ak., CPA
Nanda A. Wijayanti, S.E., Ak., MBA., CA., CPMA

Audit Committee

Chairman
Member
Member
Member
Member

Based on Decree No. 80/DK/WIKA/2018 dated July 2, 2018, the composition of the Audit Committee as of December 31, 2018 are as follows:

SHAREHOLDING	NUMBER OF SHAREHOLDERS	NUMBER OF SHARES	PERCENTAGE OF OWNERSHIP (%)
NATIONAL			
Government of the Republic of Indonesia	1	5,834,890,000	85.05
Indonesian Individuals	24,841	847,057,040	9.44
Employee	392	58,414,082	0.85
Union	7	3,989,600	0.04
Foundation	22	32,392,845	0.36
Retirement Fund	128	392,435,318	4.38
Insurance	105	341,465,417	3.81
Limited Company	84	387,448,793	4.10
Mutual Funds	207	400,706,348	4.47
Sub Total	25,587	8,278,739,443	92.29
FOREIGN			
Foreign Individuals	114	8,550,904	0.07
Foreign Corporation	205	684,851,025	7.63
Sub Total	319	691,211,929	7.71
Total	25,906	8,969,951,372	100.00

*Per December 31, 2018

Tabel of Share Ownership of WIKA's Board of Commissioners and Directors

NAME	POSITION	NUMBER OF SHARES	PERCENTAGE OF OWNERSHIP(%)
BOARD OF COMMISSIONERS			
Imam Santoso	President Commissioner	0	0
Eddy Kristanto	Commissioner	0	0
Freddy R. Saragih	Commissioner	0	0
Liliek Mayasari	Commissioner	0	0
Imas Aan Ubudiah	Independent Commissioner	0	0
Suryo Hapsoro Tri Utomo	Independent Commissioner	0	0
Achmad Hidayat	Independent Commissioner	0	0
BOARD OF DIRECTORS			
Tumiya	President Director	0	0
Agung Budi Waskito	Director of Operations I	7,200	0.000803
Bambang Pramujo	Director of Operations II	0	0
Destiawan Soewardjono	Director of Operations III	0	0
Novel Arsyad	Director of Human Capital and Development	856,700	0.009508
Antonius N.S. Kosasih	Director of Finance	0	0
Danu Prijambodo	Director of Quality, Safety, Health and Environment	0	0
Total		863,900	0.0096311

*Per December 31, 2018

NAME OF INVESTOR	STATUS	NUMBER OF SHARES	PERCENTAGE OF OWNERSHIP (%)
NATIONAL			
REPUBLIC OF INDONESIA	Government	5,834,850,000	65.05
DJS KETENAGAKERAJAAN JHT PROGRAM	Local	291,500,022	2.80
PT TASPEN (INSURANCE) - AFS	Local	122,235,632	1.36
PT TASPEN	Local	95,924,900	1.07
BNYMSANV RE BNYMLB RE EMPLOYEES PROVIDEN	Foreign	50,400,736	0.56
JPMCB NA RE- VANGUARD TOTAL INTERNATIONAL	Foreign	46,398,567	0.52
JPMCB NA RE - VANGUARD EMERGING MARKETS	Foreign	43,229,270	0.48
DJS KETENAGAKERAJAAN JP PROGRAM	Local	43,197,570	0.48
CITIBANK NEW YORK S/A EMERGING MARKETS C	Foreign	40,923,622	0.46
MANULIFE SYARIA FUNDS OF SYARIA SHARES	Local	37,349,900	0.42
SSB 2027 S/A ISHARES CORE MSCI EMERGING	Foreign	37,336,823	0.42
MANULIFE EQUITY FUNDS	Local	34,729,205	0.39

NAME OF INVESTOR	STATUS	NUMBER OF SHARES	PERCENTAGE OF OWNERSHIP (%)
NATIONAL			
PT PRUDENTIAL LIFE ASSURANCE - BEF	Local	35,750,000	0.38
PANIN SEKURITAS, PT	Local	35,216,400	0.37
CITIBANK NEW YORK S/A DIMENSIONAL ENERGY	Foreign	30,874,000	0.35
RD MANULIFE MAIN STOCK FUNDS	Local	28,335,001	0.32
PT AIA FINL - SYARIAH EQ	Local	27,451,800	0.31
CITIBANK NEW YORK S/A THE EMERGING MARKET	Foreign	26,860,307	0.30
HSBC-FUND SERVICES, HITS (ABIA) LTD AS T	Foreign	24,525,713	0.27
PT AXA MANDIRI FINANCIAL SERVICES S/A MA	Local	23,910,237	0.27

*Per December 31, 2018

Table of Composition of WIKA Shareholders Reaching 5% or more

NAME	NUMBER OF SHARE	PERCENTAGE OF OWNERSHIP (%)
Government of Republic of Indonesia	5,834,850,000	65.05

*Per December 31, 2018

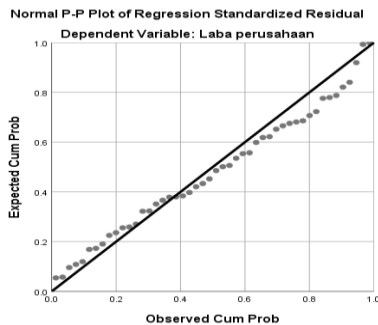
Table of Shareholder Group Composition Less than 5%

SHAREHOLDING	NUMBER OF SHAREHOLDERS	NUMBER OF SHARES	PERCENTAGE OF OWNERSHIP (%)
NATIONAL			
Indonesian Individuals	24,541	647,037,040	6.44
Employee	382	58,414,082	0.65
Union	7	3,959,600	0.04
Foundation	22	32,382,845	0.36
Retirement fund	128	382,435,218	4.38
Insurance	105	341,465,477	3.81
Limited Company	84	367,448,783	4.10
Mutual Funds	207	400,706,348	4.47
Sub Total	25,585	2,443,888,443	27.24
FOREIGN			
Foreign Individuals	114	6,550,904	0.07
Foreign Corporation	205	684,631,023	7.63
Sub Total	319	691,211,928	7.71

LAMPIRAN 6 (HASIL OUTPUT SPSS)

1. Hasil Uji Asumsi Klasik

Hasil Uji Normalitas



One-Sample Kolmogorov-Smirnov Test

		Unstandardized Residual
N		48
Normal Parameters ^{a,b}	Mean	0.0000000
	Std. Deviation	1132.10433243
Most Extreme Differences	Absolute	0.102
	Positive	0.102
	Negative	-0.054
Test Statistic		0.102
Asymp. Sig. (2-tailed)		.200 ^{c,d}

a. Test distribution is Normal.

b. Calculated from data.

c. Lilliefors Significance Correction.

d. This is a lower bound of the true significance.

Hasil Uji Autokorelasi

Model Summary^b

Model	R	R Square	Adjusted R Square	Std. Error of the Estimate	Durbin-Watson
1	.602 ^a	0.363	0.303	1183.58964	1.922

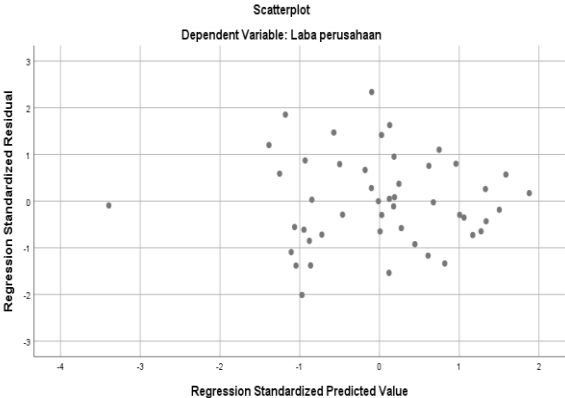
a. Predictors: (Constant), Kepemilikan manajerial, Dewan komisaris, Komite audit, Kepemilikan institusional

b. Dependent Variable: Laba perusahaan

Uji Multikolinearitas

Model	Collinearity Statistics	
	Tolerance	VIF
1 (Constant)		
Komite audit	0.903	1.107
Dewan komisaris	0.956	1.046
Kepemilikan institusional	0.935	1.069
Kepemilikan manajerial	0.911	1.098

Uji Heteroskedastisitas



2. Hasil Uji Hipotesis

Hasil Pengujian dengan Regresi Berganda

Coefficients^a

Model	Unstandardized Coefficients		Standardized Coefficients	t	Sig.	Collinearity Statistics	
	B	Std. Error	Beta			Tolerance	VIF
1 (Constant)	192.203	117.865		1.631	0.110		
Komite audit	51.403	18.303	0.410	2.809	0.007	0.903	1.107
Dewan komisaris	1.246	2.222	0.080	0.560	0.578	0.956	1.046
Kepemilikan institusional	-0.017	0.037	-0.068	-0.472	0.639	0.935	1.069
Kepemilikan manajerial	0.015	0.043	0.052	0.359	0.721	0.911	1.098

a. Dependent Variable: Laba perusahaan

Uji Signifikansi Simultan (Uji F)

ANOVA^a

Model		Sum of Squares	df	Mean Square	F	Sig.
1	Regression	186281.533	4	46570.383	2.241	.080 ^b
	Residual	893576.134	43	20780.840		
	Total	1079857.667	47			

a. Dependent Variable: Laba perusahaan

b. Predictors: (Constant), Kepemilikan manajerial, Dewan komisaris, Kepemilikan institusional, Komite audit

LAMPIRAN 9 (TABULASI DATA)

NO	X1 (KA)	X2 (DK)	X3 (KI)	X4 (KM)	Y (LABA)
1	3.00	33.00	11050.00	702.00	3385.00
2	4.00	27.00	8108.00	689.00	2519.00
3	6.00	33.00	1428.00	770.00	3502.00
4	3.00	50.00	2011.00	1007.00	7520.00
5	6.00	17.00	9009.00	212.00	2516.00
6	4.00	28.00	1007.00	320.00	1517.00
7	6.00	25.00	981.00	198.00	2555.00
8	5.00	33.00	2299.00	1012.00	3458.00
9	3.00	40.00	2009.00	917.00	2501.00
10	3.00	14.00	1158.00	2751.00	2440.00
11	4.00	43.00	948.00	951.00	3503.00
12	6.00	40.00	14225.00	2035.00	4421.00
13	3.00	50.00	2069.00	10.00	1083.00
14	3.00	28.00	1062.00	101.00	2207.00
15	.00	33.00	1010.00	302.00	2297.00
16	4.00	29.00	2032.00	411.00	4363.00
17	3.00	33.00	1007.00	4290.00	2286.00
18	4.00	43.00	1006.00	503.00	1920.00
19	3.00	28.00	4906.00	924.00	3181.00
20	5.00	33.00	1158.00	2003.00	3950.00
21	3.00	50.00	935.00	1206.00	1169.00
22	3.00	28.00	5979.00	182.00	1287.00
23	5.00	33.00	1110.00	92.00	3304.00
24	4.00	28.00	13335.00	6902.00	4285.00
25	3.00	28.00	1029.00	1003.00	3256.00
26	4.00	33.00	1028.00	967.00	3393.00
27	4.00	50.00	1820.00	2875.00	4449.00
28	6.00	33.00	2003.00	741.00	6456.00
29	4.00	28.00	1046.00	2007.00	2429.00
30	5.00	33.00	1028.00	5039.00	3582.00
31	4.00	43.00	11989.00	99.00	3640.00

32	6.00	17.00	13007.00	3751.00	5640.00
33	4.00	28.00	1079.00	916.00	3765.00
34	4.00	43.00	3919.00	440.00	2977.00
35	3.00	28.00	9278.00	6045.00	4627.00
36	6.00	50.00	12092.00	7049.00	6616.00
37	5.00	28.00	780.00	4987.00	2293.00
38	5.00	14.00	929.00	754.00	2329.00
39	4.00	33.00	972.00	819.00	3341.00
40	4.00	28.00	9990.00	1091.00	3433.00
41	5.00	33.00	1093.00	161.00	1473.00
42	4.00	50.00	930.00	483.00	2368.00
43	3.00	43.00	3009.00	793.00	2610.00
44	5.00	28.00	12009.00	2003.00	5455.00
45	4.00	50.00	976.00	995.00	3468.00
46	4.00	43.00	929.00	929.00	2583.00
47	5.00	33.00	7980.00	998.00	3610.00
48	6.00	43.00	12009.00	991.00	5577.00

Lampiran 8 : Surat Pengantar Cek Plagiasi

SURAT PENGANTAR

Yang bertanda tangan dibawah ini :

Nama dosen : Drs. Sigit Prihanto Utomo, S.E., M.M.
Dr. Tardikhul Afkar, S.Pd., M.Pd

Menerangkan bahwa artikel ilmiah atas :

Nama mahasiswa : NIZAR WASKITO


NIM : 15-160-0292

Prodi : AKUNTANSI

Judul : PENGARUH GOOD CORPORATE GOVERNANCE TERHADAP
LABA PERUSAHAAN (Study kasus perusahaan kontraktor
yang terdaftar di BEI periode 2016-2018)

Telah memenuhi syarat untuk dilakukan cek plagiasi.

Surabaya, 16 Juli 2019



Sigit Prihanto Utomo

Lampiran 9 : Surat Pernyataan Bebas Plagiat

SURAT PERNYATAAN BEBAS PLAGIAT

Yang bertanda tangan dibawah ini :

Nama : I Made Bagus D., SE., MM.
Jabatan : Kepala Lab. Kewirausahaan

Menyatakan bahwa :


Nama : Nizar Waskito
NIM : 151600242
Prodi : Akuntansi

telah melakukan uji plagiasi dengan judul artikel Pengaruh Good Corporate Governance Terhadap Laba Perusahaan (Studi Kasus Perusahaan Kontruksi Yang Terdaftar Di Bursa Efek Indonesia Periode 2016 – 2018), dengan hasil 18,42 % Similarities.

Demikian surat pernyataan ini kami buat untuk dipergunakan sebagaimana mestinya.

Surabaya, 22 Juli 2019

Kepala Laboratorium,



I Made Bagus D., SE., MM.