


DAFTAR LAMPIRAN

LAMPIRAN 1: Kartu Bimbingan




UNIVERSITAS PGRI ADI BUANA SURABAYA
FAKULTAS EKONOMI DAN BISNIS
 Kampus : Jl. Dukuh Menanggal XI/4, Telp- Fax. 031-8281183 Surabaya 60234
 Website : <http://www.unipasby.ac.id>

KARTU BIMBINGAN SKRIPSI

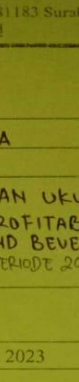
Nama	:	TERESA PRISILA DIANA
Prodi / NIM	:	AKUNTANSI /191600258
Judul Skripsi	:	PENGARUH LIKUIDITAS DAN UKURAN PERUSAHAAN TERHADAP PROFITABILITAS PADA PERUSAHAAN FOOD AND BEVERAGE YANG TERDAFTAR DI BEI PERIODE 2018-2021
Dosen Pembimbing	:	Bpt. Sugianto, Drs. M. Ak.
Periode Kepembimbingan	:	17 September 2022 s/d 17 Maret 2023

URAIAN KEGIATAN KEPEMBIMBINGAN :


NO	TANGGAL	MATERI BIMBINGAN	KET.	TANDA TANGAN
1.	22/09/2022	Pengisian Judul	Acc	
2.	13/10/2022	BAB I, BAB II	Acc	
3.	09/11/2022	BAB III	Acc	
4.	07/02/2023	Pengisian BAB IV-V	Revisi	
5.	08/02/2023	Revisi BAB IV-V	Revisi	
6.	14/02/2023	Revisi BAB IV-V	Revisi	
7.	15/02/2023	bimbingan BAB IV-V	Acc	
8.	21/02/2023	Pengisian Artikel Skripsi	Revisi	
9.	22/02/2023	bimbingan Artikel Skripsi	Revisi	
10.	24/02/2023	bimbingan Artikel Skripsi	Revisi	
11.	28/02/2023	Bimbingan Artikel Skripsi	Acc	
12.				

Bimbingan selesai pada tanggal : _____


Dosen Pembimbing,



Bpt. Sugianto, Drs. M. Ak.
 MP/NPP.0501487/DY



Mahasiswa,



Teresa Prisila Diana

LAMPIRAN 2: Berita Acara Proposal



UNIVERSITAS PGRI ADI BUANA SURABAYA FAKULTAS EKONOMI DAN BISNIS

Kampus : Jl Dukuh Menanggal XII/4, Telp- Fax 031-8281183 Surabaya 60234

Website : <http://www.fe.unipabstb.ac.id>

BERITA ACARA UJIAN PROPOSAL SKRIPSI

Pada hari ini Senin, tanggal 24 bulan November tahun 2022 bertempat di Fakultas Ekonomi dan Bisnis Universitas PGRI Adi Buana Surabaya telah dilaksanakan Ujian Proposal Skripsi Semester Ganjil / Genap Tahun Akademi 2022 / 2023

Nama Mahasiswa	: Teresa Priusila Diana
NIM	: 191600258
Program Studi	: Akuntansi
Judul Proposal	: PENGARUH LIKUIDITAS DAN UKURAN PERUSAHAAN TERHADAP PROFITABILITAS PADA INDUSTRI KOSMETIK DAN KEPERLUAN RUMAH TANGGA YANG TERDAFTAR DI BURSA EFEK INDONESIA PERIODE 2019-2021

Dihadiri oleh :

No.	NIM	Nama Mahasiswa	Tanda Tangan
1.	191600021	Mely Lubis	1. Mely
2.	191600004	Niki Niki	2. Niki
3.	191600028	Rina Saul Mufatih	3. Rina
4.	191600183	Sulita Fatma Rahit	4. Sulita
5.	191600046	Dewi Parwati	5. Dewi
6.	191600272	Nur Afifah Sharma	6. Nur
7.	191600023	Indri Novita Sari	7. Indri
8.	191600030	Mhon Maulida A	8. Mhon
9.	191600263	Adhisa Tri Utami	9. Adhisa
10.	191600074	Lela Kusyandari	10. Lela
11.	191600203	Tiana chandra birama	11. Tiana
12.	191600030	Wahana Lani Lemma	12. Wahana
13.	191600051	Angg. Septa Fatmahan	13. Angg.
14.	191600099	Diana Novitjari	14. Diana
15.	191600191	Ismawati	15. Isma

Surabaya, 24 November 2022

Penguji : Dra. Yuni Sukanandi, SE, M-PM

Pembimbing : Sugijanto, Drs., M. Ak

LAMPIRAN 3: Berita Acara Bimbingan Revisi Skripsi



UNIVERSITAS PGRI ADI BUANA SURABAYA FAKULTAS EKONOMI dan BISNIS

Kampus : Jl. DukuhMenanggal XII/4, Telp- Fax. 031-8281183 Surabaya 60234
Website : <http://www.unipasby.ac.id>

BERITA ACARA BIMBINGAN REVISI SKRIPSI

Nama : Teresa Prisita Diana
NIM/Program Studi : 191600258
Judul Skripsi : Pengaruh Likuiditas dan Utang Perusahaan Terhadap Profitabilitas Pada Perusahaan Food And Beverage Yang Terdaftar di Bursa Efek Indonesia Periode 2018-2021
Tanggal Ujian Skripsi : Jumat, 31 Maret 2023
Penguji : 1. Dr. Taufikhu Aftar, S.Pd., M.Pd., M.Pd., C.BA., C.I.P.P., CPPW/CMA, CPSD, CSSA
2. Nurdina, S.E., M.SA

No	Tanggal	Materi Konsultasi	Paraf Penguji
1	13/04/2023	Batal belakang	
2	14/04/2023	SPK	
3	17/04/2023	Referensi lama diganti	
4	17/04/2023	lampiran laporan keuangan	
5			
6			
7			
8			

Penguji I,

Dr. Taufikhu Aftar

Surabaya, 17 April 2023
Penguji II,

Nurdina, S.E., M.SA



UNIVERSITAS PGRI ADI BUANA SURABAYA
FAKULTAS EKONOMI dan BISNIS

Kampus : Jl. DukuhMenanggal XII/4 , Telp- Fax. 031-8281183 Surabaya 60234
Website : <http://www.unipasby.ac.id>

BERITA ACARA
BIMBINGAN REVISI SKRIPSI

Nama : Tereza Priska Diana
NIM/Program Studi : A1600258
Judul Skripsi : Pengaruh Likuiditas dan Ukuran Perusahaan terhadap Profitabilitas Pada Perusahaan Food and Beverage yang terdaftar di Bursa Efek Indonesia Periode 2018-2021
Tanggal Ujian Skripsi : Jumat, 31 Maret 2023
Penguji : 1. Dr. Tardikhui Aftar
2. Nurdina, S.E.,M.SA

No	Tanggal	Materi Konsultasi	Paraf Penguji
1	19/04/2023	Latar belakang	
2	19/04/2023	Hipotesis	
3	17/04/2023	Sumber	
4	17/04/2023	Pembahasan	
5			
6			
7			
8			

Penguji I,

Dr. Tardikhui Aftar

Surabaya,
Penguji II,

Nurdina, S.E.,M.SA

LAMPIRAN 5: Tabel Durbin Waston

n	k=1		k=2		k=3		k=4		k=5	
	dL	dU	dL	dU	dL	dU	dL	dU	dL	dU
6	0.6102	1.4002								
7	0.6996	1.3564	0.4672	1.8964						
8	0.7629	1.3324	0.5591	1.7771	0.3674	2.2866				
9	0.8243	1.3199	0.6291	1.6993	0.4548	2.1282	0.2957	2.5881		
10	0.8791	1.3197	0.6972	1.6413	0.5253	2.0163	0.3760	2.4137	0.2427	2.8217
11	0.9273	1.3241	0.7580	1.6044	0.5948	1.9280	0.4441	2.2833	0.3155	2.6446
12	0.9708	1.3314	0.8122	1.5794	0.6577	1.8640	0.5120	2.1766	0.3796	2.5061
13	1.0097	1.3404	0.8612	1.5621	0.7147	1.8159	0.5745	2.0943	0.4445	2.3897
14	1.0450	1.3503	0.9054	1.5507	0.7667	1.7788	0.6321	2.0296	0.5052	2.2959
15	1.0770	1.3605	0.9455	1.5432	0.8140	1.7501	0.6852	1.9774	0.5620	2.2198
16	1.1062	1.3709	0.9820	1.5386	0.8572	1.7277	0.7340	1.9351	0.6150	2.1567
17	1.1330	1.3812	1.0154	1.5361	0.8968	1.7101	0.7790	1.9005	0.6641	2.1041
18	1.1576	1.3913	1.0461	1.5353	0.9331	1.6961	0.8204	1.8719	0.7098	2.0600
19	1.1804	1.4012	1.0743	1.5355	0.9666	1.6851	0.8588	1.8482	0.7523	2.0226
20	1.2015	1.4107	1.1004	1.5367	0.9976	1.6763	0.8943	1.8283	0.7918	1.9908
21	1.2212	1.4200	1.1246	1.5385	1.0262	1.6694	0.9272	1.8116	0.8286	1.9635
22	1.2395	1.4289	1.1471	1.5408	1.0529	1.6640	0.9578	1.7974	0.8629	1.9400
23	1.2567	1.4375	1.1682	1.5435	1.0778	1.6597	0.9864	1.7855	0.8949	1.9196
24	1.2728	1.4458	1.1878	1.5464	1.1010	1.6565	1.0131	1.7753	0.9249	1.9018
25	1.2879	1.4537	1.2063	1.5495	1.1228	1.6540	1.0381	1.7666	0.9530	1.8863
26	1.3022	1.4614	1.2236	1.5528	1.1432	1.6523	1.0616	1.7591	0.9794	1.8727
27	1.3157	1.4688	1.2399	1.5562	1.1624	1.6510	1.0836	1.7527	1.0042	1.8608
28	1.3284	1.4759	1.2553	1.5596	1.1805	1.6503	1.1044	1.7473	1.0276	1.8502
29	1.3405	1.4828	1.2699	1.5631	1.1976	1.6499	1.1241	1.7426	1.0497	1.8409
30	1.3520	1.4894	1.2837	1.5666	1.2138	1.6498	1.1426	1.7386	1.0706	1.8326
31	1.3630	1.4957	1.2969	1.5701	1.2292	1.6500	1.1602	1.7352	1.0904	1.8252
32	1.3734	1.5019	1.3093	1.5736	1.2437	1.6505	1.1769	1.7323	1.1092	1.8187
33	1.3834	1.5078	1.3212	1.5770	1.2576	1.6511	1.1927	1.7298	1.1270	1.8128
34	1.3929	1.5136	1.3325	1.5805	1.2707	1.6519	1.2078	1.7277	1.1439	1.8076
35	1.4019	1.5191	1.3433	1.5838	1.2833	1.6528	1.2221	1.7259	1.1601	1.8029
36	1.4107	1.5245	1.3537	1.5872	1.2953	1.6539	1.2358	1.7245	1.1755	1.7987
37	1.4190	1.5297	1.3635	1.5904	1.3068	1.6550	1.2489	1.7233	1.1901	1.7950
38	1.4270	1.5348	1.3730	1.5937	1.3177	1.6563	1.2614	1.7223	1.2042	1.7916
39	1.4347	1.5396	1.3821	1.5969	1.3283	1.6575	1.2734	1.7215	1.2176	1.7886
40	1.4421	1.5444	1.3908	1.6000	1.3384	1.6589	1.2848	1.7209	1.2305	1.7859
41	1.4493	1.5490	1.3992	1.6031	1.3480	1.6603	1.2958	1.7205	1.2428	1.7835
42	1.4562	1.5534	1.4073	1.6061	1.3573	1.6617	1.3064	1.7202	1.2546	1.7814
43	1.4628	1.5577	1.4151	1.6091	1.3663	1.6632	1.3166	1.7200	1.2660	1.7794
44	1.4692	1.5619	1.4226	1.6120	1.3749	1.6647	1.3263	1.7200	1.2769	1.7777
45	1.4754	1.5660	1.4298	1.6148	1.3832	1.6662	1.3357	1.7200	1.2874	1.7762
46	1.4814	1.5700	1.4368	1.6176	1.3912	1.6677	1.3448	1.7201	1.2976	1.7748
47	1.4872	1.5739	1.4435	1.6204	1.3989	1.6692	1.3535	1.7203	1.3073	1.7736
48	1.4928	1.5776	1.4500	1.6231	1.4064	1.6708	1.3619	1.7206	1.3167	1.7725
49	1.4982	1.5813	1.4564	1.6257	1.4136	1.6723	1.3701	1.7210	1.3258	1.7716
50	1.5035	1.5849	1.4625	1.6283	1.4206	1.6739	1.3779	1.7214	1.3346	1.7708
51	1.5086	1.5884	1.4684	1.6309	1.4273	1.6754	1.3855	1.7218	1.3431	1.7701
52	1.5135	1.5917	1.4741	1.6334	1.4339	1.6769	1.3929	1.7223	1.3512	1.7694
53	1.5183	1.5951	1.4797	1.6359	1.4402	1.6785	1.4000	1.7228	1.3592	1.7689
54	1.5230	1.5983	1.4851	1.6383	1.4464	1.6800	1.4069	1.7234	1.3669	1.7684
55	1.5276	1.6014	1.4903	1.6406	1.4523	1.6815	1.4136	1.7240	1.3743	1.7681
56	1.5320	1.6045	1.4954	1.6430	1.4581	1.6830	1.4201	1.7246	1.3815	1.7678
57	1.5363	1.6075	1.5004	1.6452	1.4637	1.6845	1.4264	1.7253	1.3885	1.7675
58	1.5405	1.6105	1.5052	1.6475	1.4692	1.6860	1.4325	1.7259	1.3953	1.7673
59	1.5446	1.6134	1.5099	1.6497	1.4745	1.6875	1.4385	1.7266	1.4019	1.7672
60	1.5485	1.6162	1.5144	1.6518	1.4797	1.6889	1.4443	1.7274	1.4083	1.7671
61	1.5524	1.6189	1.5189	1.6540	1.4847	1.6904	1.4499	1.7281	1.4146	1.7671
62	1.5562	1.6216	1.5232	1.6561	1.4896	1.6918	1.4554	1.7288	1.4206	1.7671
63	1.5599	1.6243	1.5274	1.6581	1.4943	1.6932	1.4607	1.7296	1.4265	1.7671
64	1.5635	1.6268	1.5315	1.6601	1.4990	1.6946	1.4659	1.7303	1.4322	1.7672
65	1.5670	1.6294	1.5355	1.6621	1.5035	1.6960	1.4709	1.7311	1.4378	1.7673
66	1.5704	1.6318	1.5395	1.6640	1.5079	1.6974	1.4758	1.7319	1.4433	1.7675
67	1.5738	1.6343	1.5433	1.6660	1.5122	1.6988	1.4806	1.7327	1.4486	1.7676
68	1.5771	1.6367	1.5470	1.6678	1.5164	1.7001	1.4853	1.7335	1.4537	1.7678
69	1.5803	1.6390	1.5507	1.6697	1.5205	1.7015	1.4899	1.7343	1.4588	1.7680
70	1.5834	1.6413	1.5542	1.6715	1.5245	1.7028	1.4943	1.7351	1.4637	1.7683

LAMPIRAN 6: Perusahaan Food and Beverage Yang Terdaftar di BEI

No	KODE EMITEN	NAMA PERUSAHAAN
1.	ADES	Akasha Wira International Tbk
2.	AISA	Tiga Pilar Sejahtera Food Tbk
3.	ALTO	Tri Banyan Tirta Tbk
4.	BTEK	Bumi Teknokultura Tbk
5.	BUDI	Budi Strarch & Sweetener Tbk
6.	CAMP	Campina Ice Cream Industry Tbk
7.	CEKA	Wilmar Cahaya Indonesia Tbk
8.	CLEO	Sariguna Primatirta Tbk
9.	DLTA	Delta Djakarta Tbk
10.	DMND	Diamond Food Indonesia Tbk
11.	FOOD	Sentra Food Indonesia Tbk
12.	GOOD	Garuda Food Putra Putri Jaya Tbk
13.	HOKI	Buyung Poetra Sembada Tbk
14.	ICBP	Indofood CBP Sukses Makmur Tbk
15.	IIKP	Inti Agri Resources Tbk
16.	IKAN	Era Mandiri Cemerlang Tbk
17.	INDF	Indofood Sukses Makmur Tbk
18.	KEJU	Mulia Boga Raya Tbk
19.	MGNA	Magna Investama Mandiri Tbk
20.	MLBI	Multi Bintang Indonesia Tbk
21.	MYOR	Mayora Indah Tbk
22.	PANI	Pratama Abadi Nusa Industri Tbk
23.	PCAR	Prima Cakrawala Abadi Tbk
24.	PSDN	Prasidha Aneka Niaga Tbk
25.	ROTI	Nippon Indosari Corpindo Tbk
26.	SKBM	Sekar Bumi Tbk
27.	SKLT	Sekar Laut Tbk
28.	STTP	Siantar Top Tbk
29.	TBLA	Tunas Baru Lampung Tbk
30.	ULTJ	Ultra Jaya Milk Industry & Trading Company

LAMPIRAN 7: Laporan Keuangan**Laporan Keuangan (Likuiditas)**

	TAHUN	TOTAL ASET LANCAR	UTANG LANCAR
BTEK	2018	1,042,216,941,453	483,324,264,339
	2019	914,969,847,759	521,992,920,130
	2020	168,698,932,005	272,479,783,618
	2021	114,748,326,426	309,149,508,272
	2019	1,292,805,083	51,833,027,000
	2020	1,074,444,034	205,029,250,000
	2021	1,143,611,397	297,466,058,000
ICBP	2018	14,121,568,000,000	7,235,398,000,000
	2019	16,624,925,000,000	6,556,359,000,000
	2020	20,716,223,000	9,176,164,000,000
	2021	33,997,637,000,000	18,896,133,000,000
IIKP	2018	21,055,644,654	22,158,317,850
	2019	123,860,216,383	22,889,516,184
	2020	101,730,652,999	1,031,391,774
	2021	82,329,380,348	1,452,475,738
MLBI	2018	1,228,961,000,000	1,578,919,000,000
	2019	1,162,802,000,000	1,588,693,000,000
	2020	1,189,261,000,000	1,338,441,000,000
	2021	1,241,112,000,000	1,682,700,000,000
MYOR	2018	12,647,858,727,872	4,764,510,387,113
	2019	12,776,102,781,513	3,726,359,539,201
	2020	12,838,729,162,094	3,559,336,027,729
	2021	12,969,783,874,643	5,570,773,458,770
PCAR	2018	86,383,519,237	23,934,318,332
PSDN	2019	369,067,844,907	361,013,065,421

	2020	285,684,939,850	378,030,544,728
	2021	283,695,608,058	368,958,625,142
	2018	233,247,740,114	408,442,674,924
	2019	81,197,082,570	33,133,870,056
	2020	64,192,318,245	21,624,939,963
	2021	64,337,480,157	28,202,878,644
ROTI	2018	1,876,409,299,238	525,422,150,049
	2019	1,874,411,044,438	1,106,938,318,565
	2020	1,549,617,329,468	404,567,270,700
	2021	1,282,057,210,341	483,213,195,704
STTP	2018	1,050,140,929,445	379,009,930,810
	2019	1,165,406,301,686	408,490,550,651
	2020	1,505,872,822,478	626,131,203,549
	2021	1,979,855,004,312	475,372,154,415

Sumber: www.idx.co.id

Laporan Keuangan (Ukuran Perusahaan)

KODE EMITEN	TAHUN	TOTAL ASET
BTEK	2018	5,165,236,468,705
	2020	4,223,727,970,627
	2021	4,173,043,810,054
DLTA	2018	1,523,517,170
	2019	1,426,983,722
	2020	1,192,068,478
	2021	1,275,346,657
ICBP	2018	34,367,153,000,000
	2019	38,709,314,000,000
	2020	103,588,325,000,000

	2021	118,066,628,000,000
IHKP	2018	298,090,648,072
	2019	384,481,204,140
	2020	343,139,482,249
	2021	299,295,229,177
MLBI	2018	1,228,961,000,000
	2019	289,695,000,000
	2020	2,907,425,000,000
	2021	2,922,071,000,000
MYOR	2018	17,591,706,426,634
	2019	19,037,918,806,473
	2020	19,777,500,514,550
	2021	19,917,553,265,528
PCAR	2018	117,423,511,774
	2019	43,735,506,555
	2020	103,351,122,210
	2021	108,995,625,626
PSDN	2018	691,657,400,651
	2019	763,492,320,252
	2020	481,679,931,725
	2021	475,647,044,771
ROTI	2018	4,393,810,380,883
	2019	4,682,083,844,951
	2020	4,452,166,671,985
	2021	4,191,284,422,677
STTP	2018	2,438,760,401,953
	2019	2,881,563,083,954
	2020	3,448,995,059,882
	2021	3,919,243,683,748

Laporan Keuangan (Profitabilitas/ROE)

KODE EMITEN	TAHUN	LABA BERSIH SETELAH PAJAK	TOTAL EKUITAS
BTEK	2018	114,287,091,118	2,260,528,669,378
	2019	-117,912,748,401	2,142,615,920,977
	2020	-480,224,281,123	1,662,371,639,854
	2021	-100,781,712,757	1,561,589,927,097
DLTA	2018	347,689,774	1,284,163,814
	2019	312,114,544	1,213,563,332
	2020	124,318,994	987,039,228
	2021	191,006,134	977,880,599
ICBP	2018	5,206,867,000,000	22,707,150,000,000
	2019	5,736,489,000,000	26,671,104,000,000
	2020	7,421,643,000,000	50,318,053,000,000
	2021	8,530,199,000,000	54,723,863,000,000
IHKP	2018	-14,544,217,753	274,343,742,007
	2019	85,097,594,104	359,441,336,181
	2020	-41,545,652,524	317,895,683,657
	2021	-43,537,327,070	274,358,358,588
MLBI	2018	6,350,788,000,000	49,916,800,000,000
	2019	6,588,662,000,000	54,202,488,000,000
	2020	9,241,113,000,000	79,138,044,000,000
	2021	12,127,419,000,000	86,632,111,000,000
MYOR	2018	1,804,748,133,197	17,591,706,426,634
	2019	2,020,050,505,649	19,037,918,806,473
	2020	2,007,479,885,064	11,271,458,049,958
	2021	1,295,324,731,877	11,360,031,396,135
PCAR	2018	-7,415,991,583	88,450,301,317

	2019	-11,484,211,233	84,232,092,403
	2020	-14,392,495,085	63,670,233,322
	2021	559,845,834	65,022,002,999
PSDN	2018	-41,264,215,685	242,897,129,563
	2019	-28,372,081,772	175,963,488,806
	2020	-55,811,947,909	120,151,540,897
	2021	-71,434,038,585	48,717,502,312
ROTI	2018	136,301,090,897	2,916,901,120,111
	2019	221,853,474,024	3,092,597,379,097
	2020	145,493,326,513	3,227,671,047,731
	2021	292,023,143,596	2,849,419,530,726
STTP	2018	90,090,532,228	1,474,862,600,524
	2019	486,438,560,251	2,148,007,007,980
	2020	625,246,591,164	2,673,298,199,144
	2021	627,475,423,385	3,300,848,622,529

LAMPIRAN 8: Laporan Keuangan sebelum di transformasi

Kode Emiten	Likuiditas (CR)	Ukuran Peusahaan (Size)	Profitabilitas (ROE)
BTEK	2.156351	29.272972	0.050558
	1.752840	29.235496	-0.055032
	0.619125	29.071739	-0.288879
	0.371174	29.059667	-0.064538
DLTA	29.418164	21.144287	0.270752
	24.941725	21.078829	0.257189
	5.240443	20.898956	0.125951
	3.844511	20.966484	0.195327
ICBP	1.951733	31.168122	0.229305
	2.535695	31.287101	0.215083
	0.002258	32.271446	0.147495
	1.799185	32.402270	0.155877
IIKP	0.950237	26.420663	-0.053015
	5.411220	26.420663	0.236750
	98.634346	26.561403	-0.130690
	56.682104	26.424696	-0.158688
MLBI	0.778356	27.837190	0.127227
	0.731924	26.392094	0.121556
	0.888542	28.698289	0.116772
	0.737572	28.698289	0.139988
MYOR	2.654598	30.498449	0.102591
	3.428575	30.577454	0.106107
	3.607057	30.615566	0.178103
	2.328184	30.622623	0.114025

PCAR	3.609191	25.489053	-0.083844
	2.450576	24.501426	-0.136340
	2.968439	25.361398	-0.226047
	2.281238	25.414574	0.008610
PSDN	1.022312	27.262357	-0.169884
	0.755719	27.361169	-0.161238
	0.768909	26.900546	-0.464513
	0.571066	26.887942	-1.466291
ROTI	3.571241	29.111218	0.046728
	1.693329	29.174764	0.071737
	3.830308	29.124412	0.045077
	2.653192	29.064028	0.102485
STTP	2.770748	28.522511	0.061084
	1.861281	28.689354	0.226460
	2.405044	28.869104	0.233886
	4.164853	28.996920	0.190095

LAMPIRAN 9: HASIL Output SPSS

UJI NORMALITAS

One-Sample Kolmogorov-Smirnov Test

		Unstandardized Residual
N		40
Normal Parameters ^{a,b}	Mean	.0000000
	Std. Deviation	.79907883
Most Extreme Differences	Absolute	.136
	Positive	.119
	Negative	-.136
Test Statistic		.136
Asymp. Sig. (2-tailed)		.061 ^c

- a. Test distribution is Normal.
- b. Calculated from data.
- c. Lilliefors Significance Correction.

UJI MULTIKOLINEARITAS

Coefficients^a

Model		Unstandardized Coefficients		Standardized Coefficients	t	Sig.	Collinearity Statistics	
		B	Std. Error	Beta			Tolerance	VIF
1	(Constant)	1.721	4.318		.399	.692		
	LN_X1	-.041	.090	-.083	-.457	.650	.809	1.237
	LN_X2	-1.121	1.293	-.157	-.868	.391	.809	1.237

a. Dependent Variable: LN_Y

UJI HETEROKEDASTISITAS

Coefficients^a

Model		Unstandardized Coefficients		Standardized Coefficients	t	Sig.
		B	Std. Error	Beta		
1	(Constant)	1.987	3.059		.649	.520
	LN_X1	-.024	.064	-.068	-.371	.712
	LN_X2	-.426	.916	-.085	-.466	.644

a. Dependent Variable: ABS

REGRESI LINEAR BERGANDA

Coefficients^a

Model	Unstandardized Coefficients		Standardized Coefficients
	B	Std. Error	Beta
1 (Constant)	1.721	4.318	
LN_X1	-.041	.090	-.083
LN_X2	-1.121	1.293	-.157

a. Dependent Variable: LN_Y
 UJI AUTOKORELASI

Model Summary^b

Model	R	R Square	Adjusted R Square	Std. Error of the Estimate	Durbin-Watson
1	.142 ^a	.020	-.033	.82039	1.317

a. Predictors: (Constant), LN_Y, LN_1, LN_2

b. Dependent Variable: LN_Y

Runs Test

	Unstandardized Residual
Test Value ^a	.03783
Cases < Test Value	20
Cases >= Test Value	20
Total Cases	40
Number of Runs	16
Z	-1.442
Asymp. Sig. (2-tailed)	.149

a. Median

UJI T

Coefficients^a

Model		Unstandardized Coefficients		Standardized Coefficients	t	Sig.	Collinearity Statistics	
		B	Std. Error	Beta			Tolerance	VIF
1	(Constant)	1.721	4.318		.399	.692		
	LN_X1	-.041	.090	-.083	-.457	.650	.809	1.237
	LN_X2	-	1.293	-.157	-.868	.391	.809	1.237

a. Dependent Variable: LN_Y

UJI F

ANOVA^a

Model		Sum of Squares	df	Mean Square	F	Sig.
1	Regression	.512	2	.256	.380	.686 ^b
	Residual	24.903	37	.673		
	Total	25.414	39			

a. Dependent Variable: LN_Y

b. Predictors: (Constant), LN_X2, LN_X1

KOEFISIEN DETERMINASI

Model Summary^b

Model	R	R Square	Adjusted R Square	Std. Error of the Estimate
1	.142 ^a	.020	-.033	.82039

a. Predictors: (Constant), LN_X2, LN_X1

b. Dependent Variable: LN_Y