



FAKULTAS ILMU SOSIAL DAN HUMANIORA
UNIVERSITAS PGRI ADI BUANA SURABAYA
Kampus I : Jl. Ngagel Dadi III-B/37 Telp. (031) 5053127, 5041097 Fax.
(031) 5662804 Surabaya 60234
Kampus II : Jl. Dekah Menanggal XII Telp. (031) 8281181, 8281182,
8281183 Surabaya 60234

RECORDS OF THESIS SUPERVISION SESSIONS

Student's Name : Nurul Mufida
Student's Reg. Number : 195300060
Department : English Language Education
Thesis Title : Fostering Multimodal Literacy Using
Powtoon Application in Teaching English
Reading: High School Students' Perceptions

No	Dates	Materials	Advisor
1.	3 January 2023	Draft of chapter IV	
2.	10 January 2023	Acc and revision of chapter IV	
3.	12 January 2023	Draft of chapter V	
4.	17 January 2023	Acc and revision of chapter V	
5.	19 January 2023	Draft of chapter III	
6.	24 January 2023	Acc and revision of chapter III	
7.	26 January 2023	Draft of chapter I and II	
8.	31 January 2023	Acc and revision of chapter I and II	
9.	3 February 2023	Draft of references, appendices, and abstract	
10.	7 February 2023	Acc and revision of references, appendices, and abstract	

The thesis supervisions have been completed on 7 February 2023

Acknowledged by
Dean of FISAH,

Dr. Sunu Cahyo Budiyo, M.Hum
NPP 9102317/DY

Advisor,





Saljiri Nalhan, S.Pd., M.A
NIBN 0720048202



FAKULTAS ILMU SOSIAL DAN HUMANIORA
UNIVERSITAS PGRI ADI BUANA SURABAYA
 Kampus I : Jl. Ngagel Dadi III-B/37 Telp. (031) 5053127, 5041097 Fax.
 (031) 5662804 Surabaya 60234
 Kampus II : Jl. Dukuh Menanggal XII Telp. (031) 8281181, 8281182,
 8281183 Surabaya 60234

THESIS REVISION FORM

Student's Name : Nurul Mufida
 Student's Reg. Number : 195300060
 Department : English Language Education
 Thesis Examination Date: 17 February 2023
 Thesis Title : Fostering Multimodal Literacy Using
 Powtoon Application in Teaching English
 Reading: High School Students' Perceptions
 Examiner 1 : Dr. Nunung Nurjati, S.E., M.Pd
 Examiner 2 : Salim Nabhan, S.Pd., M.A

No	Materials	Examiner 1	Examiner 2
1.	Student's perception as important focus should be included/explained in: Keywords, Definition of Key Terms, and in Chapter II.		
2.	Adjustment of research subjects on the data collection techniques.		

The deadline for the corrected or revised thesis: two week after the thesis examination.

Examiner 1,


 Dr. Nunung Nurjati, S.E., M.Pd
 NIDN 0726076301

Examiner 2,


 Salim Nabhan, S.Pd., M.A
 NIDN 0720048202



FAKULTAS ILMU SOSIAL DAN HUMANIORA
UNIVERSITAS PGRI ADI BUANA SURABAYA

Kampus 1 : Jl. Ngagel Dada 81-B/37 Telp. (031) 5041097 Fax. (031) 5042806 Surabaya 60245
 Kampus II : Dukuh Menanggal XII Telp. (031) 8281182, 8281183 Surabaya 60234
 Website : <http://fsh.unpsby.ac.id/>

Nomor : 111/Ak.2/FISH/XII/2022
 Lampiran : -
 Perihal : Permohonan Izin Penelitian

29 November 2022

Yang Terhormat,
 Bapak/Ibu Kepala SMP PGRI 1 Buduran
 Jl. Siwalanpanji No. 03 Buduran, Sidoarjo,
 Jawa Timur
 di Sidoarjo

Sesuai dengan kurikulum Universitas PGRI Adi Buana Surabaya, untuk penyelesaian akhir masa studi, mahasiswa diwajibkan menulis skripsi. Berkaitan dengan ini, mohon dengan hormat Bapak/Ibu Kepala SMP PGRI 1 Buduran berkenan memberikan izin penelitian kepada mahasiswa :

Nama : Nunul Mufida
 NIM : 195300060
 Program Studi : Pendidikan Bahasa Inggris
 Judul Penelitian : Fostering Multimedial Literacy Using Powtoon Application In Teaching English Reading: High School Students' Perceptions
 Waktu penelitian : 29 November s.d. 7 Desember 2022

Demikian atas bantuan dan kerjasamanya disampaikan terima kasih,


 Dekan,

Dr. Sinta Catur Budivono, M.Hum.
 NIDN: 0703016564

Tembusan :

1. Wakil Dekan 1
2. Kaprodi



PERWAKILAN YAYASAN PEMBINA LEMBAGA PENDIDIKAN
PERSATUAN GURU REPUBLIK INDONESIA
KABUPATEN SIDOARJO – JAWA TIMUR

SMP PGRI 1 BUDURAN

TERAKREDITASI : A

Jalan Siwatanpanji Nomor 3 Telepon/Faximile : 031 8961321 Buduran – Sidoarjo - 61252
e-mail : smp PGRI 1 buduran79@gmail.com website : www.amppgri1buduran.sch.id

NSS : 204050201022

NTS : 2005021401

SURAT KETERANGAN

Nomor : 013/SMP PGRI 1/I/2023

Sehubungan dengan surat dari Fakultas Ilmu Sosial dan Humaniora Universitas PGRI Adi Buana Surabaya, Nomor : 111/Ak.2/FISH/XII/2022, hal permohonan izin penelitian tertanggal 29 November s.d. 7 Desember 2022, maka kepala SMP PGRI 1 Buduran memberikan izin kepada :

Nama : Nurul Mufida
NIM : 195300060
Program Studi : Pendidikan Bahasa Inggris
Judul Penelitian : *Fostering Multimodal Literacy Using Powtoon Application In Teaching English Reading: High School Students' Perceptions*
Waktu Penelitian : 29 November s.d. 7 Desember 2022

Demikian surat ini dibuat untuk dapat di gunakan sebagaimana semestinya.

Sidoarjo, 9 Januari 2023

Kepala SMP PGRI 1 Buduran



Indriyanti Ratnaningsih, S.Si., M.Pd.

INTERVIEW TRANSCRIPT

Name of Respondent : Elyasyah Nadine Cantika

Researcher	Student 1
Assalamualaikum, Ini miss mau interview tentang penggunaan video powtoon di kelas tadi. Silahkan perkenalkan diri kamu terlebih dahulu (<i>Assalamualaikum, this is an interview about the use of powtoon videos in class. Please introduce yourself first</i>)	Perkenalkan nama saya Elyasyah Nadine Cantika dari kelas 8B (<i>My name is Elyasyah Nadine Cantika from class 8B.</i>)
<p><u>Question 1:</u> Oke saya lanjut ke pertanyaannya ya. Apakah kamu suka membaca ? (<i>Okay, let me move to the questions. Do you like reading?</i>)</p> <p>Lebih ke musik ya... (<i>It's like music...</i>)</p>	<p>Tidak, saya lebih suka mendengarkan. (<i>No, I prefer listening.</i>)</p> <p>Iya (<i>Yes</i>)</p>
<p><u>Question 2:</u> Setelah pembelajaran yang tadi dilaksanakan, Apa pendapat yang kamu miliki tentang pembelajaran tersebut? (<i>After the lesson, what do you think about the lesson?</i>) Apa lagi ? (<i>What else?</i>) Ada suaranya, ada gambar-gambarnya. (<i>There are sounds, there are pictures.</i>)</p>	<p>Tidak membosankan (<i>Not boring</i>)</p> <p>karena ada animasinya, (<i>Because there are animations,</i>) Iyaa.. (<i>Yes</i>)</p>
<p><u>Question 3:</u> Okey, dalam pembelajaran tadi kan ada penggunaan video. Video tadi ... Apakah kamu menyukai video tersebut. (<i>Okay, in</i></p>	<p>Iya ... (<i>Yes</i>)</p>

<p><i>the lesson, we used a video. That video... Did you like the video?</i> Mengapa? (Why?)</p> <p>.. lebih paham teks yang diberikan dalam video tersebut? (...better understand the text given in the video?)</p>	<p>karena tidak capek membaca dan lebih paham ... (<i>Because it's less tiring to read and more understandable...</i>)</p> <p>Iya ... (Yes)</p>
<p><u>Question 4:</u> Dalam video tadi terdapat teks yaa. Apakah kamu mudah memahami teks yang di sampaikan? (<i>There was text in the video. Did you easily understand the text?</i>) Mengapa? (Why?)</p> <p>Oh karena teksnya banyak ya .. kalau di video sedikit-sedikit yang ditampilkan. (<i>Oh because there is a lot of text... if in the video a little bit is shown.</i>)</p>	<p>Mudah (<i>Easy.</i>)</p> <p>Karena tidak mudah mengantuk dan lebih mudah dipahami. Kalau teks biasa itu biasanya males baca. (<i>Because it's less sleepy and easier to understand. If it's plain text, I'm usually lazy to read.</i>)</p> <p>Iya (Yes)</p>
<p><u>Question 5:</u> Setelah adanya video tersebut kan ada test. Beberapa test .. Nah apakah kamu mudah menjawab pertanyaan yang diberikan? (<i>After the video, there is a test. Some tests... Did you find it easy to answer the questions given?</i>)</p> <p>Dengan adanya penggunaan video tadi ya .. (<i>With the use of the video...</i>)</p>	<p>Mudah (<i>Easy</i>)</p> <p>Iyaa.. (Yes)</p>

<p><u>Question 6:</u> Apakah kamu menyukai tampilan video tersebut? (<i>Do you like the look of the video?</i>) Kenapa? (<i>Why?</i>)</p>	<p>Menyukai (<i>I like it</i>) Karena lebih paham aja. (<i>Because I understand it better.</i>)</p>
<p><u>Question 7:</u> Dengan menggunakan video tersebut, apakah kamu lebih bersemangat dalam membaca atau bagaimana (<i>By using the video, are you more excited about reading?</i>) Mengapa? (<i>Why?</i>)</p>	<p>Bersemangat. (<i>Excited</i>) Karena ada suara dan gambar (<i>Because there are sounds and pictures</i>)</p>
<p><u>Question 8:</u> Ada lagi?.... Lalu apakah kamu mendapatkan manfaat dari video dalam pembelajaran? (<i>Anything else? Then do you benefit from videos in learning?</i>)</p>	<p>Ada Gambar, suara, teksnya lebih mudah dipahami dan ga ngantuk kalo baca tulisan. (<i>There is The pictures, sound, text are easier to understand and I don't get sleepy when I read the text.</i>)</p>
<p><u>Question 9:</u> Apakah kamu merasakan perbedaan setelah adanya penggunaan Powtoon dengan pembelajaran sebelumnya yang tidak menggunakan Powtoon? (<i>Do you feel the difference after using Powtoon with the previous learning that did not use Powtoon?</i>)</p>	<p>Ada (<i>Yes.</i>)</p>
<p><u>Question 10:</u> Apa? (<i>What?</i>)</p>	<p>Kalau ga pake video Powtoon itu mudah mengantuk. (<i>If I don't use Powtoon videos, I get sleepy easily.</i>)</p>

<p>Question 11: Ada lagi?... Apakah kamu mengalami kesulitan selama menggunakan Powtoon? (<i>Anything else? Did you experience any difficulties while using Powtoon?</i>)</p> <p>Apa? (<i>What?</i>)</p>	<p>Ada (<i>There is</i>)</p> <p>Biasanya jaringannya nge-lag (<i>Usually the network is lagging.</i>)</p>
<p>Question 12: Nah jaringan, Setelah mengalami kesulitan tersebut. Apa yang kamu lakukan untuk mengatasi kesulitan itu? (<i>Well the network, after experiencing these difficulties. What did you do to overcome that difficulty?</i>)</p> <p>Oke, sudah. (<i>Okay, done</i>)</p> <p>Apakah ada yang perlu ditambahkan? (<i>Is there anything to add?</i>)</p> <p>Makasih ya (<i>Thank you.</i>)</p>	<p>Minta hotspot teman. (<i>Ask for a friend's hotspot.</i>)</p> <p>Sudah (<i>Done</i>)</p> <p>Tidak (<i>No</i>)</p> <p>Iya ... (<i>Yes</i>)</p>

Name of Respondent : Melly Dwi Kurniasari

Reasearcher	Student 2
<p>Assalamulaikum, ini miss mau interview melly terkait pembelajaran yang telah dilaksanakan menggunakan video Powtoon tadi. Silahkan perkenalkan diri melly. (<i>Assalamulaikum, In here Miss wants to interview Melly about the learning that has been done using Powtoon videos. Please introduce yourself Melly.</i>)</p>	<p>Iya miss waalaikumsalam, Saya Melly Dwi Kurniasari dari kelas 8B (<i>Yes miss waalaikumsalam, I am Melly Dwi Kurniasari from class 8B.</i>)</p>

<p>Question 1: Apakah kamu suka membaca? (<i>Do you like reading?</i>) Kenapa? (<i>Why?</i>)</p> <p>Oo baca novel ya (<i>Oo read novels, right?</i>) Novel apa? Romance? Apa Horror? (<i>What kind of novel? Romance? Horror?</i>)</p>	<p>Iya (<i>Yes</i>)</p> <p>Karena saya suka membaca Wattpad gitu (<i>Because I like reading Wattpad</i>)</p> <p>Iya (<i>Yes</i>)</p> <p>Yang horror gitu (<i>The horror one</i>)</p>
<p>Question 2: Ooo sukanya yang horror gitu. Oke, nah tadi kan pembelajarannya menggunakan video Powtoon. Apa pendapat yang kamu miliki setelah pembelajaran tersebut? (<i>Ooo like the horror ones. Okay, now the learning used Powtoon videos. What opinions do you have after the lesson?</i>) Kenapa? (<i>Why?</i>)</p>	<p>Bagus (<i>Good</i>)</p> <p>Soalnya ada gambar sama suaranya. (<i>Because there are pictures and sounds.</i>)</p>
<p>Question 3: Oh iya. Oke, Apakah kamu menyukai pembelajaran menggunakan video tadi? (<i>Oh yes. Okay, did you like learning using the video?</i>) Mengapa? (<i>Why?</i>)</p> <p>Oo ga suka nulis ya (<i>Oo you don't like to write.</i>)</p>	<p>Iya (<i>Yes</i>)</p> <p>Karena tidak menulis, kalau menulis capek (<i>Because I don't write, I get tired when I write.</i>)</p> <p>Iya (<i>Yes</i>)</p>

<p>Question 4: Nah, divideo tadi kan ada teks, beberapa teks ya yang disampaikan. Apakah kamu memahami teks tersebut? (<i>Well, in the video there was text, some text was delivered. Do you understand the text?</i>) Mengapa? (<i>Why?</i>)</p> <p>Oo.. kalau teks banyak tulisannya ya.... Jadinya ngantuk (<i>Oo... if there's a lot of text.... It makes you sleepy</i>)</p>	<p>Iya (<i>Yes</i>)</p> <p>Karena mudah dipahami tidak bosan, kalau teks biasanya males membaca dan mudah mengantuk. (<i>Because it is easy to understand and not bored, if the text is usually lazy to read and easily sleepy.</i>) Iya (<i>Yes</i>)</p>
<p>Question 5: Setelah pembelajaran tadi kan ada test. Beberapa pertanyaan yang harus dijawab oleh melly. Apakah kamu mudah menjawab pertanyaan tersebut setelah menggunakan video tadi? (<i>After the lesson, there was a test. There were some questions that Melly had to answer. Did you find it easy to answer the questions after using the video?</i>)</p> <p>Ada gambarnya ya (<i>There's a picture, right?</i>)</p>	<p>Mudah karena lumayan terbantu karena adanya video tersebut. (<i>It was easy because the video helped me a lot.</i>)</p> <p>Iya (<i>Yes</i>)</p>
<p>Question 6: Apakah kamu menyukai tampilan video yang diberikan? (<i>Do you like the look of the video?</i>) Mengapa? (<i>Why?</i>)</p>	<p>Suka (<i>I like it</i>)</p> <p>Karena menarik soalnya ada gambar dan suaranya. (<i>Because it's</i></p>

	<i>interesting because there are pictures and sounds.)</i>
<p><u>Question 7:</u> Nah dalam pembelajaran tadi ada videonya. Apakah setelah adanya video tersebut kamu lebih bersemangat dalam belajar atau bagaimana? <i>(Well in the learning there was a video. Are you more excited to learn after the video?)</i></p>	<p>Ya saya bersemangat karena tidak membosankan. <i>(Yes, I am excited because it's not boring.)</i></p>
<p><u>Question 8:</u> Apa manfaat yang kamu dapatkan dari penggunaan video tersebut? <i>(What benefits did you get from using the video?)</i></p> <p>Suka mengantuk kalau tulisannya banyak ya <i>(You get sleepy when there's a lot of text.)</i></p>	<p>Bisa melihat gambar, teksnya mudah dipahami, tidak mengantuk melihat tulisannya. <i>(I can see pictures, the text is easy to understand, and I don't get sleepy looking at the text.)</i></p> <p>Iya <i>(Yes)</i></p>
<p><u>Question 9:</u> Apakah kamu merasakan adanya perbedaan penggunaan Powtoon dan tidak menggunakan Powtoon dalam pembelajaran? <i>(Do you feel any difference between using Powtoon and not using Powtoon in learning?)</i></p>	<p>Iya ada <i>(Yes, there is.)</i></p>
<p><u>Question 10:</u> Apa? <i>(What?)</i></p>	<p>Karena kalau pakai video tersebut saya tidak mengantuk, Kalau pakai tulisan teks mudah mengantuk. <i>(Because when I use the video I don't get sleepy, when I use text writing it's easy to get sleepy.)</i></p>

Bosan ya... tulisannya banyak (<i>You get bored... there's a lot of writing.</i>)	Iya (<i>Yes</i>)
Question 11: Oke, selanjutnya apakah kamu mengalami kesulitan dalam menggunakan video Powtoon tadi? (<i>Okay, then did you have any difficulties in using the Powtoon video earlier?</i>) Apa kesulitannya? (<i>What was the difficulty?</i>)	Iya (<i>Yes</i>) Karena jaringannya sering nge lag. (<i>Because the network often lags.</i>)
Question 12: Nah jaringannya nge lag yah. Lalu apa yang kamu lakukan untuk mengatasi kesulitan tersebut? (<i>Well, the network lags. Then what did you do to overcome this difficulty?</i>) Oo.. minta hotspot teman, Ga beli? (<i>Oo.. Ask for a friend's hotspot, not buy it?</i>) Oke terima kasih ya atas partisipasinya. (<i>Okay, thank you for your participation</i>)	Minta hotspot teman. (<i>Ask for a friend's hotspot.</i>) Ga.. gamau (<i>No, I don't want to.</i>) Iya (<i>Yes</i>)

Name of Respondent : Ferllo Fatwa Al Mushalim

Researcher	Student 3
Assalamualaikum, disini miss mau menanyakan tentang pembelajaran yang telah dilaksanakan tadi. Silahkan perkenalkan diri kamu (<i>Assalamualaikum, in here miss wants to ask about the lesson that was held earlier. Please introduce yourself</i>)	Assalamualaikum, perkenalkan nama saya Ferllo Fatwa Al Mushalim dari kelas 8b (<i>Assalamualaikum, my name is Ferllo Fatwa Al Mushalim from class 8b.</i>)

<p><u>Question 1:</u> Oke, Pertama-tama miss mau tanya apakah kamu suka membaca? (<i>Okay, first of all, I want to ask do you like reading?</i>)</p>	<p>Tidak, saya lebih suka mendengarkan karena pembelajarannya dapat dipahami dengan mudah. (<i>No, I prefer to listen because the learning can be understood more easily.</i>)</p>
<p><u>Question 2:</u> Menurut pendapat kamu, setelah pembelajaran yang dilakukan tadi, apakah kamu memiliki pendapat tentang pembelajaran tersebut? (<i>In your opinion, after the lesson, do you have any opinion about the lesson?</i>)</p>	<p>Bagus, soalnya ada gambar dan suaranya dan dapat diingat. (<i>It's good, because there are pictures and sounds and it can be remembered.</i>)</p>
<p><u>Question 3:</u> Dalam pembelajaran tersebut kan menggunakan video Powtoon. Apakah kamu menyukai video tersebut? (<i>In the lesson, we used Powtoon video. Did you like the video?</i>)</p> <p>Video tadi lebih suka di dengarkan ya (<i>You prefer to listen to the video.</i>)</p>	<p>Tidak, Saya lebih suka mendengarkan.. apa.. pembelajaran karena mudah diingat. (<i>No, I prefer to listen .. what.. to the lesson because it is easy to remember.</i>)</p> <p>Iya (<i>Yes</i>)</p>
<p><u>Question 4:</u> Di video tadi kan ada beberapa teks yang disampaikan. Apakah kamu mudah memahami teks tersebut? (<i>In the video, there were some texts presented. Did you easily understand the text? </i>)</p>	<p>Tidak karena videonya terlalu cepat dan saya sulit memahami. (<i>No because the video was too fast and I found it hard to understand.</i>)</p>
<p><u>Question 5:</u> Oh iya, oke. Dengan adanya video tersebut, Setelah kelas kan tadi ada test</p>	

<p>yang diajukan. Apakah kamu mudah menjawab pertanyaan yang disediakan setelah adanya penggunaan video tersebut? (<i>Oh yes, okay. With the video, there was a test after class. Did you find it easy to answer the questions provided after the use of the video?</i>)</p>	<p>Mudah karena saya menyimak dari awal (<i>It was easy because I listened from the beginning</i>)</p>
<p><u>Question 6:</u> Apakah kamu menyukai tampilan video yang disediakan? (<i>Did you like the look of the video presented?</i>)</p>	<p>Kurang suka, saya lebih suka mendengarkan. (<i>I don't like it, I prefer to listen. </i>)</p>
<p><u>Question 7:</u> Dengan adanya video tersebut apakah kamu lebih bersemangat dalam pembelajaran. (<i>With the video, are you more excited about learning?</i>)</p>	<p>Ya, saya lebih semangat karena mudah diingat juga. (<i>Yes, I'm more excited because it's easy to remember too.</i>)</p>
<p><u>Question 8:</u> Apakah kamu menerima manfaat dengan penggunaan video itu? (<i>Did you benefit from using the video?</i>)</p>	<p>Iya pembelajaran masuk... ke.. apa.. pembelajarannya dapat dicerna dengan baik. (<i>Yes, the learning goes ... to ... what ... the learning can be well to understand.</i>)</p>
<p><u>Question 9 & 10:</u> Apakah kamu merasakan adanya perbedaan dalam pembelajaran menggunakan video tersebut atau tidak. Sebelumnya kan tidak menggunakan video tersebut. Nah setelah menggunakan apakah kamu merasakan adanya perbedaan? (<i>Do you feel any difference in learning using the video or not. Previously, we didn't use the video.</i>)</p>	<p>Ya kalau tidak menggunakan video powtoon saya mudah mengantuk (<i>Yes, if I don't use the powtoon video, I get sleepy easily.</i>)</p>

<i>Now after using it do you feel any difference.)</i>	
<p>Question 11: Jadi ngantuk ya, bosan lihat tulisan. Apakah kamu mengalami kesulitan dalam menggunakan video Powtoon tadi? <i>(So sleepy, bored to see the text. Did you have any difficulties in using the Powtoon video earlier?)</i> Oo nge lag ya, paketannya abis <i>(Oo it lagged, the data package ran out.)</i></p>	<p>Ya karena jaringannya nge lag <i>(Yes, because the network lagged)</i> Iya <i>(Yes)</i></p>
<p>Question 12: Nah paketannya abis apa yang kamu lakukan untuk mengatasi hal tersebut? <i>(Well the data package is gone, what did you do to overcome this?)</i> Oke makasih ya <i>(Okay, thank you.)</i></p>	<p>Minta hotspot pada teman <i>(Ask a friend for a hotspot)</i> Iya sama-sama. <i>(Yes, you're welcome.)</i></p>

Name of Respondent : Hanif Mulyana Zaki

Researcher	Student 4
<p>Assalamualaikum mohon partisipasinya ya, miss mau interview terkait pembelajaran yang telah dilakukan tadi. Silahkan perkenalkan nama kamu dan dari kelas apa juga. <i>(Assalamualaikum, please participate, miss wants an interview related to the learning that has been done earlier. Please introduce your name and from what class too.)</i></p>	<p>Perkenalkan nama saya Hanif Mulyana Zaki dari kelas 8b. <i>(My name is Hanif Mulyana Zaki from class 8b.)</i></p>

<p><u>Question 1:</u> Untuk pertama-tama miss akan tanya. Apakah kamu suka membaca? (<i>First of all, miss will ask you. Do you like reading?</i>)</p>	<p>Tidak karena kalau membaca itu lebih membosankan. (<i>No because reading is more boring.</i>)</p>
<p><u>Question 2:</u> Oo. gak suka ya.. banyak tulisannya. Nah Apakah kamu memiliki pendapat setelah pembelajaran yang telah dilakukan tadi ? (<i>Oo. you don't like it ... a lot of text. Do you have any opinion after the learning that has been done?</i>)</p>	<p>Tidak membosankan karena video tersebut lebih mendukung ke pembelajaran .(<i>It's not boring because the video is more supportive to learning.</i>)</p>
<p><u>Question 3:</u> Tadi kan pembelajarannya menggunakan Powtoon dalam bentuk video. Apakah kamu menyukai video tersebut?(<i>The learning uses Powtoon in the form of a video. Did you like the video?</i>)</p>	<p>Iya, karena mudah untuk diingat dan dipelajari. (<i>Yes, because it is easy to remember and learn.</i>)</p>
<p><u>Question 4:</u> Oo materi yang disampaikan mudah diingat. Nah di video tadi kan ada beberapa teks yang disampaikan. Apakah kamu memahami teks tersebut? (<i>Oo the material presented is easy to remember. Now in the video there was some text delivered. Did you understand the text?</i>)</p> <p>Oo.. jadi transisinya ya terlalu cepat. Kalau misal transisinya di lambatkan. Apakah mungkin kamu bisa lebih memahami teks yang disampaikan? (<i>Oo... so the transition is too fast. If ... for example the transition is slowed down. Would you be able to understand the text better?</i>)</p>	<p>Tidak karena video yang ditampilkan Powtoon terlalu cepat dan tidak mudah dipahami. (<i>No because the videos shown in Powtoon are too fast and not easy to understand</i>)</p> <p>Bisa (<i>I can</i>)</p>

<p><u>Question 5:</u> Jadi untuk koreksinya transisinya terlalu cepat. Oke.. dengan adanya penggunaan video tadi kan setelah pembelajaran ada test, beberapa soal yang diajukan ya. Nah apakah kamu mudah menjawab pertanyaan yang telah diajukan? <i>(So for the correction the transition is too fast. Oke.. with the use of the video, after the lesson there was a test, some questions were asked. Did you find it easy to answer the questions that have been asked?)</i></p>	<p>Iya karena soal-soal itu terdapat di dalam pembelajaran Powtoon. <i>(Yes because the questions are contained in Powtoon learning.)</i></p>
<p><u>Question 6:</u> Oo materi yang disampaikan Powtoon tadi ya. Untuk tampilan video yang ada dalam pembelajaran tadi. Apakah kamu menyukainya atau tidak ? <i>(Oo the material delivered by Powtoon earlier. For the video display in the learning. Do you like it or not?)</i></p>	<p>Iya karena video Powtoon ada animasinya dan gambar .. gambar yang mendukung ke karakter siswa yang suka ada gambarnya <i>(Yes, because Powtoon videos have animations and images ... images that support student characters who like images.)</i></p>
<p><u>Question 7:</u> Dengan adanya video tadi, apakah kamu lebih bersemangat dalam belajar atau bagaimana? <i>(So, with the video, do you feel more excited during the lesson)</i></p>	<p>Dengan adanya video tadi saya lebih bersemangat dan lebih mudah untuk belajar. <i>(With the video, I am more excited and easier to learn.)</i></p>
<p><u>Question 8:</u> Dalam penggunaan video tadi, apakah kamu merasa mendapatkan manfaat melalui pembelajaran menggunakan video tadi.<i>(In using the video, did you feel that you benefited from learning through the video.)</i></p>	<p>Iya karena .. karena Powtoon lebih membantu siswa yang sulit untuk memahami pelajaran yang tanpa video.<i>(Yes because.. because Powtoon is more helpful for students who find it difficult to understand lessons without videos)</i></p>

<p>Jadi kalau tanpa menggunakan video lebih sulit memahami ya (<i>So if you don't use video, it's more difficult to understand.</i>)</p>	<p>Iya (<i>Yes</i>)</p>
<p>Question 9 & 10: Untuk pembelajaran, apakah kamu merasakan perbedaan menggunakan video powtoon atau tidak. Sebelumnya kan pembelajaran tidak menggunakan video. Nah tadi menggunakan video. Apakah kamu merasakan perbedaan antara kedua situasi tersebut? (<i>For learning, do you feel the difference by using powtoon videos or not. Previously, the lesson did not use video. Now you used a video. Did you feel the difference between the two situations?</i>)</p> <p>Mudah mengantuk? (<i>Do you get sleepy easily?</i>)</p> <p>Lebih ke bosannya? (<i>Just feel bored?</i>)</p>	<p>Ya karena kalau tidak pakai Powtoon saya lebih bosan dan pembelajarannya seperti diulang-ulang. (<i>Yes, because if I don't use Powtoon I am more bored and the learning seems to be repeated.</i>)</p> <p>Tidak (<i>No</i>)</p> <p>Iya (<i>Yes</i>)</p>
<p>Question 11: Apakah kamu mengalami kesulitan dalam menggunakan video Powtoon tadi? (<i>Are you find the difficulties when using Powtoon?</i>)</p> <p>Oke terima kasih ya atas partisipasinya (<i>Okay, thank you for your participation.</i>)</p>	<p>Tidak (<i>No</i>)</p> <p>Iya (<i>Yes</i>)</p>

Name of Respondent : Arshawin Atha Zulfadhli

Researcher	Student 5
<p>Assalamualaikum Wr. Wb. ini miss mau tanya terkait pembelajaran yang telah dilakukan kemarin. Silahkan perkenalkan nama terlebih dahulu. <i>(Assalamualaikum Wr. Wb. This miss wants to ask questions related to the learning that was done yesterday. Please introduce your name first.)</i></p>	<p>Nama saya Arshawin Atha Zulfadhli dari kelas 8b. <i>(My name is Arshawin Atha Zulfadhli from class 8b.)</i></p>
<p><u>Question 1:</u> Untuk pertanyaan pertama, apakah kamu suka membaca? <i>(For the first question, do you like reading?)</i></p> <p>Oo lebih suka mendengarkan musik ya <i>(Oo you like listening to music.)</i> Jadi suka langsung mendengarkan penjelasan dari guru, tidak suka membaca. <i>(So you like to listen directly to the explanation from the teacher, you don't like reading.)</i></p>	<p>Tidak, karena saya lebih suka mendengarkan. Karena kalau membaca itu membosankan. <i>(No, because I prefer listening. Because reading is boring.)</i></p> <p>Iya <i>(Yes)</i></p> <p>Iya <i>(Yes)</i></p>
<p><u>Question 2:</u> Untuk yang kedua apakah kamu mempunyai pendapat setelah pembelajaran yang telah dilakukan kemarin? <i>(For the second one, do you have an opinion after the learning that was done yesterday?)</i></p> <p>Karena ada video Powtoon ya <i>(Because there is a Powtoon video, right?)</i></p>	<p>Bagus karena tidak membosankan dan membuat lebih paham. <i>(Good because it's not boring and makes me understand better.)</i></p> <p>Iya <i>(Yes)</i></p>

<p>Question 3: Untuk pembelajaran kemarin kan menggunakan video Powtoon. Apakah kamu menyukai video tersebut. <i>(For yesterday's lesson, we used the Powtoon video. Did you like the video?)</i></p>	<p>Suka karena saya tidak perlu repot-repot membaca cukup mendengarkan saja. <i>(I liked it because I didn't have to bother reading just listening.)</i></p>
<p>Question 4: Jadi lebih langsung keintinya ya.. Nah di video kemarin kan ada teks yang disampaikan. Apakah kamu lebih mudah memahami teks tersebut? <i>(So it's more direct to the point ... Now in yesterday's video, there was a text delivered. Is it easier for you to understand the text?)</i></p> <p>Lebih ke gambar visualnya yaa <i>(More to the visual image.)</i></p>	<p>Cukup paham karena ada penggambarannya jadi paham dengan materi yang disampaikan. <i>(I think I understood it because there was an illustration so I understood the material presented.)</i></p> <p>Iya <i>(Yes)</i></p>
<p>Question 5: Nah kemarin kan setelah kelas ada test, pertanyaan yang diberikan miss. Apakah kamu mudah menjawab pertanyaan tersebut setelah adanya penggunaan video Powtoon? <i>(Well yesterday after class there was a test, the questions given were miss. Did you find it easy to answer the questions after using the Powtoon video?)</i></p>	<p>Mudah karena ada videonya itu jadi cukup terbantu dan lebih paham. <i>(It was easy because there was a video so it was quite helpful and understood better.)</i></p>
<p>Question 6: Untuk videonya, Apakah kamu menyukai tampilan dari video Powtoon? <i>(For the video, do you like the look of the Powtoon video?)</i></p>	<p>Suka karena menarik ada animasinya <i>(I like it because it's interesting and has animations.)</i></p>

<p><u>Question 7:</u> Nah, setelah menggunakan video tersebut dalam pembelajaran. Apakah kamu lebih bersemangat dalam membaca. <i>(Now, after using the video in learning. Are you more excited about reading.)</i></p>	<p>Lumayan bersemangat karena ada gambarnya <i>(I feel excited because there are pictures.)</i></p>
<p><u>Question 8:</u> Gak bosan ya.. karena kalau biasanya kan cuman tulisan aja. Untuk manfaat, apakah kamu merasakan manfaat dari adanya penggunaan video Powtoon. <i>(I don't get bored because usually it's just text. For benefits, do you feel the benefits of using Powtoon videos.)</i> Apa itu? <i>(What is it?)</i></p>	<p>Ada <i>(There is)</i></p> <p>Jadi tidak mengantuk karena ada gambar dan suaranya. <i>(I don't get sleepy because there are pictures and sounds)</i></p>
<p><u>Question 9:</u> oke nah, sebelumnya kan tidak memakai video powtoon ya. Apakah kamu merasakan adanya perbedaan dalam pembelajaran tanpa menggunakan video Powtoon dan saat menggunakan video Powtoon <i>(Okay, we didn't use Powtoon videos before. Do you feel any difference in learning without using Powtoon videos and when using Powtoon videos?)</i></p>	<p>Ada <i>(There is)</i></p>
<p><u>Question 10:</u> Ya apa itu? <i>(Yes, what is it?)</i></p>	<p>Karena kalau tanpa video Powtoon itu membosankan tidak ada gambarnya hanya tulisan saja. <i>(Because without the Powtoon video, it's boring, there are no pictures, just text)</i></p>

Oh iya lebih berwarna ya (<i>Oh, yes, it's more colorful.</i>)	Iya (<i>Yes</i>)
Question 11: Apakah kamu mengalami kesulitan dalam menggunakan video Powtoon itu dalam pembelajaran? (<i>Do you have any difficulties in using the Powtoon video in learning?</i>) Oo sering nge lag, videonya loading ya (<i>Oo there's a lot of lag, the video is loading.</i>)	Iya jaringannya loading terus (<i>Yes, the network keeps loading</i>) Iya (<i>Yes</i>)
Question 12: Setelah mengalami kesulitan itu, apa yang kamu lakukan ? (<i>After find that difficulty, what did you do?</i>) Oo minta hotspot ke teman ya. Oke terima kasih ya arshawin (<i>Oo ask a friend for a hotspot. Okay, thank you, Arshawin.</i>)	Minta hotspot ke teman (<i>Ask a friend for a hotspot.</i>) Iya (<i>Yes</i>)

Name of Respondent : Vino Jesse Caessario Soetjhokondo

Researcher	Student 6
Assalamualaikum ini miis mau tanya terkait pembelajaran yang telah dilakukan kemarin. Silahkan perkenalkan diri kamu terlebih dahulu. (<i>Assalamualaikum, I want to ask about the learning that was done yesterday. Please introduce yourself first.</i>)	Nama saya Vino Jesse Caessario Soetjhokondo kelas 8b (<i>My name is Vino Jesse Caessario Soetjhokondo class 8b.</i>)
Question 1: Untuk pembelajaran yang telah dilakukan. miss mau tanya apakah vino suka membaca? (<i>For the learning that</i>	Tidak karena sering ngantuk kalau membaca. (<i>No because I often feel sleepy when I read.</i>)

<p><i>has been done. miss wants to ask if vino likes to read?)</i></p>	
<p><u>Question 2:</u> Apakah kamu memiliki pendapat setelah pembelajaran yang dilakukan kemarin? <i>(Do you have any opinion after the lesson yesterday?)</i> Sama teks yang disampaikan ya. sama materi yang disampaikan <i>(With the text that was delivered, yes, with the material that was delivered.)</i></p>	<p>Ada, bagus karena lebih paham ... <i>(Yes, it's good because I understand better...)</i> Iya <i>(Yes)</i></p>
<p><u>Question 3:</u> Untuk pembelajaran kemarin kan menggunakan video. Apakah kamu menyukai pembelajaran menggunakan video itu? <i>(For yesterday's lesson, we used a video. Did you like learning using the video?)</i></p>	<p>Menyukai karena saya tidak perlu membaca tinggal mendengarkan <i>(I liked it because I didn't need to read, just listen.)</i></p>
<p><u>Question 4:</u> Nah di video itu kan ada teks ya.. Apakah kamu lebih mudah memahami teks yang disampaikan melalui video tersebut? <i>(In the video, there is text. Did you find it easier to understand the text delivered through the video?)</i> Oo jadi lebih ke transisinya ya kalau di pause gitu kira-kira faham tidak sama teks yang disampaikan <i>(Oo, so it's more about the transition, so if you pause it, you will understand the text)</i></p>	<p>Tidak karena durasinya terlalu cepat <i>(No, because the duration was too fast)</i> Lumayan <i>(Not bad)</i></p>

<p>Question 5: Setelah kelas kemarin kan ada test yang isinya soal-soal yang diberikan sama miss. Apakah kamu mudah menjawab pertanyaan yang diberikan miss setelah adanya penggunaan video Powtoon ? <i>(After class yesterday, there was a test containing questions given by Miss. Did you find it easy to answer the questions given by Miss after using the Powtoon video?)</i></p>	<p>Mudah karena terbantu oleh video itu <i>(Easy because it was helped by the video)</i></p>
<p>Question 6: Lebih memahami materi yang disampaikan ya. Dalam video Powtoon tadi apakah kamu menyukai tampilannya? <i>(Better understanding of the material presented. In the Powtoon video, did you like how it looked?)</i></p>	<p>Lumayan karena adanya gambar dan suara <i>(Not bad because of the pictures and sound)</i></p>
<p>Question 7: Dengan menggunakan video dalam pembelajaran. Apakah kamu lebih bersemangat dalam membaca? <i>(By using videos in learning. Are you more excited about reading?)</i> Lebih banyak gambarnya ya, tidak hanya hitam putih doang kayak tulisan <i>(There are more pictures, not just black and white like the text.)</i></p>	<p>Iya karena menarik dan tidak membosankan <i>(Yes because it is interesting and not boring)</i> Iya <i>(Yes)</i></p>
<p>Question 8: Menurut kamu, apakah kamu menerima manfaat dari video tersebut dalam pembelajaran? <i>(What do you think you get benefit from the video in learning?)</i></p>	<p>Iya saya lebih bersemangat dan tidak mengantuk saat belajar. <i>(Yes, I am more excited and not sleepy when learning.)</i></p>

<p><u>Question 9&10:</u> Apakah kamu merasakan adanya perbedaan sebelumnya pembelajaran yang tidak menggunakan video Powtoon dengan pembelajaran yang menggunakan video Powtoon. <i>(Do you feel any difference between the previous learning that did not use Powtoon videos and the learning that used Powtoon videos.)</i> Lebih memahami materi yang disampaikan ya <i>(You understand the material better.)</i></p>	<p>Iya karena kalau pakai video lebih mudah paham karena ada gambar. <i>(Yes, because when using videos it is easier to understand because there are pictures.)</i></p> <p>Iya <i>(Yes)</i></p>
<p><u>Question 11:</u> Apakah kamu merasa kesulitan dalam penggunaan video Powtoon. <i>(Do you find the difficult to use Powtoon videos.)</i> Oo jadi lebih ke transisinya ya kalau di pause gitu kira-kira faham tidak sama teks yang disampaikan <i>(Oo, so it's more about the transition, so if you pause it, you will understand the text)</i> Jadi harus di pause ya <i>(So you have to pause it)</i> Jaringan nge- lag tadi paketannya abis <i>(The network lagged so the data package ran out.)</i></p>	<p>Iya karena jaringannya nge lag terus dan durasinya terlalu cepat <i>(Yes, because the network lagged and the duration was too fast.)</i> Lumayan <i>(Not bad)</i></p> <p>Iya <i>(Yes)</i></p> <p>Iya <i>(Yes)</i></p>
<p><u>Question 12:</u> Setelah mengalami kesulitan tersebut, apa yang kamu lakukan <i>(After experiencing these difficulties, what did you do?)</i> Oo pakai wifi sekolah ya <i>(Oo use the school wifi)</i></p>	<p>Pakai wifi sekolah <i>(Use the school wifi)</i></p> <p>Iya <i>(Yes)</i></p>

OBSERVATION**Name of Respondent:** Elyasyah Nadine Cantika

No	Activity	Notes
1.	Student listen to the teacher explain the definition, purpose and types of Narrative Text.	Student listen to the explanation from the teacher. However, there were some students who were a little confused so they asked the teacher.
2.	Students in groups identify examples of Narrative Text in the video powtoon.	Student analyze the narrative text in the powtoon video by discussing it in groups well.
3.	Student ask questions related to things that have not been understood.	students ask things that have not been understood in the story given
4.	Student are able to tell briefly about the examples of Narrative Text in the powtoon video.	student can retell the narrative text contained in Powtoon videos.
5.	Student discuss to answer questions related to examples of Narrative Text in the video powtoon.	The discussion activities ran smoothly because the students already knew the whole story given.
6.	Students correct the answers together with the guidance of the teacher	Students correct answers and also listen to the teacher's explanation of each question properly.
7.	Student understand the Narrative Text contained in the prepared video powtoon.	Student pay attention to the video so that it is easy to understand the narrative text given.
8.	Student answer questions related to Narrative Text information on the video powtoon as an individual task.	Student can answer easily because they already know the whole story given. Almost all students understand the videos given.
9.	Student provide opinions on the Narrative Text material that has been studied.	Student find it easier to understand the narrative text given.

Table 2.2 : Form of Observation

Name of Respondent: Melly Dwi Kurniasari

No.	Activity	Notes
1.	Student listen to the teacher explain the definition, purpose and types of Narrative Text.	Student listen to the explanation from the teacher. However, there were some students who were a little confused so they asked the teacher.
2.	Students in groups identify examples of Narrative Text in the video powtoon.	Student analyze the narrative text in the powtoon video by discussing it in groups well.
3.	Student ask questions related to things that have not been understood.	students ask things that have not been understood in the story given
4.	Student are able to tell briefly about the examples of Narrative Text in the powtoon video.	student are able to retell the narrative text contained in Powtoon videos.
5.	Student discuss to answer questions related to examples of Narrative Text in the video powtoon.	The discussion activities ran smoothly because the students already knew the whole story given.
6.	Students correct the answers together with the guidance of the teacher	Students correct answers and also listen to the teacher's explanation of each question properly.
7.	Student understand the Narrative Text contained in the prepared video powtoon.	Student pay attention to the video so that it is easy to understand the narrative text given.
8.	Student answer questions related to Narrative Text information on the video powtoon as an individual task.	Student are able to answer easily because they already know the whole story given. Almost all students understand the videos given.
9.	Student provide opinions on the Narrative Text material that has been studied.	Student find it easier to understand the narrative text given.

Name of Respondent: Ferlino Fatwa Al Mushalim

No.	Activity	Notes
1.	Student listen to the teacher explain the definition, purpose and types of Narrative Text.	Student listen to the explanation from the teacher. However, there were some students who were a little confused so they asked the teacher.
2.	Students in groups identify examples of Narrative Text in the video powtoon.	Student analyze the narrative text in the powtoon video by discussing it in groups well.
3.	Student ask questions related to things that have not been understood.	student asks if the powtoon video can be replayed.
4.	Student are able to tell briefly about the examples of Narrative Text in the powtoon video.	student are able to retell the narrative text contained in Powtoon videos.
5.	Student discuss to answer questions related to examples of Narrative Text in the video powtoon.	The discussion activities ran smoothly because the students already knew the whole story given.
6.	Students correct the answers together with the guidance of the teacher	Students correct answers and also listen to the teacher's explanation of each question properly.
7.	Student understand the Narrative Text contained in the prepared video powtoon.	Student pay attention to the video so that it is easy to understand the narrative text given.
8.	Student answer questions related to Narrative Text information on the video powtoon as an individual task.	Student are able to answer easily because they already know the whole story given. Almost all students understand the videos given.
9.	Student provide opinions on the Narrative Text material that has been studied.	Student find it easier to understand the narrative text given.

Name of Respondent: Hanif Mulyana Zaki

No.	Activity	Notes
1.	Student listen to the teacher explain the definition, purpose and types of Narrative Text.	Student listen to the explanation from the teacher. However, there were some students who were a little confused so they asked the teacher.
2.	Students in groups identify examples of Narrative Text in the video powtoon.	Student analyze the narrative text in the powtoon video by discussing it in groups well.
3.	Student ask questions related to things that have not been understood.	student asks if the powtoon video can be replayed because the transition was too fast so the video had to be played-pause
4.	Student are able to tell briefly about the examples of Narrative Text in the powtoon video.	student can retell the narrative text contained in Powtoon videos.
5.	Student discuss to answer questions related to examples of Narrative Text in the video powtoon.	The discussion activities ran smoothly because the students already knew the whole story given.
6.	Students correct the answers together with the guidance of the teacher	Students correct answers and also listen to the teacher's explanation of each question properly.
7.	Student understand the Narrative Text contained in the prepared video powtoon.	Student pay attention to the video so that it is easy to understand the narrative text given.
8.	Student answer questions related to Narrative Text information on the video powtoon as an individual task.	Student can answer easily because they already know the whole story given. Almost all students understand the videos given.
9.	Student provide opinions on the Narrative Text material that has been studied.	Student find it easier to understand the narrative text given.

Name of Respondent: Arshawin Atha Zulfadhli

No.	Activity	Notes
1.	Student listen to the teacher explain the definition, purpose and types of Narrative Text.	Student listen to the explanation from the teacher. However, there were some students who were a little confused so they asked the teacher.
2.	Students in groups identify examples of Narrative Text in the video powtoon.	Student analyze the narrative text in the powtoon video by discussing it in groups well.
3.	Student ask questions related to things that have not been understood.	student were a little confused with the story given because the transition was too fast so the video had to be played-pause
4.	Student are able to tell briefly about the examples of Narrative Text in the powtoon video.	student can retell the narrative text contained in Powtoon videos.
5.	Student discuss to answer questions related to examples of Narrative Text in the video powtoon.	The discussion activities ran smoothly because the students already knew the whole story given.
6.	Students correct the answers together with the guidance of the teacher	Students correct answers and also listen to the teacher's explanation of each question properly.
7.	Student understand the Narrative Text contained in the prepared video powtoon.	Student pay attention to the video so that it is easy to understand the narrative text given.
8.	Student answer questions related to Narrative Text information on the video powtoon as an individual task.	Student can answer easily because they already know the whole story given. Almost all students understand the videos given.
9.	Student provide opinions on the Narrative Text material that has been studied.	Student find it easier to understand the narrative text given.

Name of Respondent: Vino Jesse Caessario Soetjhokondo

No.	Activity	Notes
1.	Student listen to the teacher explain the definition, purpose and types of Narrative Text.	Student listen to the explanation from the teacher. However, there were some students who were a little confused so they asked the teacher.
2.	Students in groups identify examples of Narrative Text in the video powtoon.	Student analyze the narrative text in the powtoon video by discussing it in groups well.
3.	Student ask questions related to things that have not been understood.	Students are able to understand the text of the story given
4.	Student are able to tell briefly about the examples of Narrative Text in the powtoon video.	student are able to retell the narrative text contained in Powtoon videos.
5.	Student discuss to answer questions related to examples of Narrative Text in the video powtoon.	The discussion activities ran smoothly because the students already knew the whole story given.
6.	Students correct the answers together with the guidance of the teacher	Students correct answers and also listen to the teacher's explanation of each question properly.
7.	Student understand the Narrative Text contained in the prepared video powtoon.	Student pay attention to the video so that it is easy to understand the narrative text given.
8.	Student answer questions related to Narrative Text information on the video powtoon as an individual task.	Student can answer easily because they already know the whole story given. Almost all students understand the videos given.
9.	Student provide opinions on the Narrative Text material that has been studied.	Student find it easier to understand the narrative text given.

DOCUMENT REVIEW

Name of Respondent: Elyasyah Nadine Cantika

No.	Aspect	Notes
1.	Identifying main idea	Students are able to identify the main idea in the story so that they can answer and conclude the essence of the story given correctly.
2.	Identifying details	Students know the details contained in a given story text such as the characters that exist, what events happened
3.	Identifying generic structure	Students are able to identify the generic structure contained in story text.
4.	The suitability of the answer to the question	Students can provide answers according to the questions given.

Table 2.3 : Document Review

Name of Respondent: Melly Dwi Kurniasari

No.	Aspect	Notes
1.	Identifying main idea	Students can identify the main idea in the story. because students can answer and conclude the essence of the story given correctly
2.	Identifying details	Students know the details contained in the story such as the characters that exist, what events happened.
3.	Identifying generic structure	Students can identify the generic structure contained in the story.
4.	The suitability of the answer to the question	Students are able to provide answers according to the questions given. This can be seen in the student portfolio essay section

Name of Respondent: Ferlino Fatwa Al Mushalim

No.	Aspect	Notes
1.	Identifying main idea	Students can identify the main idea in the story. because students can answer and conclude the essence of the story given correctly
2.	Identifying details	Students know the details contained in a given story text.
3.	Identifying generic structure	Students can identify the generic structure contained in the story.
4.	The suitability of the answer to the question	Students are able to provide answers according to the questions given. This can be seen in the student portfolio essay section

Name of Respondent: Hanif Mulyana Zaki

No.	Aspect	Notes
1.	Identifying main idea	Students can identify the main idea in the story. because students can answer and conclude the essence of the story given correctly
2.	Identifying details	Students know the details contained in the story such as what events happened
3.	Identifying generic structure	Students have a little difficulty identifying the generic structure contained in the story text.
4.	The suitability of the answer to the question	Students are able to provide answers according to the questions given.

Name of Respondent: Arshawin Atha Zulfadhli

No.	Aspect	Notes
1.	Identifying main idea	Students can identify the main idea in the story. because students can answer and conclude the essence of the story given correctly
2.	Identifying details	Students know the details contained in the story such as the characters that exist, what events happened
3.	Identifying generic structure	Students can identify the generic structure contained in the story.
4.	The suitability of the answer to the question	Students are able to provide answers according to the questions given. This can be seen in the student portfolio essay section

Name of Respondent: Vino Jesse Caessario Soetjhokondo

No.	Aspect	Notes
1.	Identifying main idea	Students can identify the main idea in the story. because students can answer and conclude the essence of the story given correctly
2.	Identifying details	Students know the details contained in a given story text
3.	Identifying generic structure	Students can identify the generic structure contained in the story.
4.	The suitability of the answer to the question	Students can provide answers according to the questions given. This can be seen in the student portfolio essay section

Exercise

*Identification the Powtoon video that have been prepared.
Then answer the questions!*

Name*

Elyasyah Nadine Cantika

What type of narrative text belongs to the story? *

- Fable
- Romance
- Fairy Tale
- Folk Tale

Why did Hua Mulan get ostracized by the villagers? *

- because she is beautiful.
- bacuse she has bad attitude.
- because she has a boyfriend.
- because she has very strong chi

Why Mulan leave the house? *

- because she was expelled from the village.
- because she wants to marry the person she loves.
- because she replaced her father as an army.
- because she was kicked out by her mother.

How does Mulan look at the training ground? *

- As a woman.
- Disguised as a man.

Who first found out Mulan's chi power at the training ground?*

- Commander Tung
- The Emperor
- Her friend
- Honghui

What is the main idea on the story? *

Mulan want restore the honour of his family

Mention the all character on the story! *

Mulan, father, mother, sister, honghui, emperor

What is the Emperor's order? *

A family must send one male to be army

Why Mulan's father can't be a part of the army? *

Because father leg is sick

How Mulan tried to restore the honour of his family? *

Mulan fight the emperor enemy

Konten ini tidak dibuat atau didukung oleh Google.

Google Formulir

Exercise

*Identification the Powtoon video that have been prepared.
Then answer the questions!*

Name*

Melly Dwi K

What type of narrative text belongs to the story? *

- Fable
- Romance
- Fairy Tale
- Folk Tale

Why did Hua Mulan get ostracized by the villagers? *

- because she is beautiful.
- bacuse she has bad attitude.
- because she has a boyfriend.
- because she has very strong chi

Why Mulan leave the house? *

- because she was expelled from the village.
- because she wants to marry the person she loves.
- because she replaced her father as an army.
- because she was kicked out by her mother.

How does Mulan look at the training ground? *

- As a woman.
- Disguised as a man.

Who first found out Mulan's chi power at the training ground?*

- Commander Tung
- The Emperor
- Her friend
- Honghui

What is the main idea on the story? *

Mulan have a strong chi

Mention the all character on the story! *

Mulan, honghui, sister, father, mother, emperor

70

What is the Emperor's order? *

A family send one male to be army

Why Mulan's father can't be a part of the army? *

Because sick

How Mulan tried to restore the honour of his family? *

Protect the emperor

Konten ini tidak dibuat atau didukung oleh Google.

Google Formulir

Exercise

*Identification the Powtoon video that have been prepared.
Then answer the questions!*

Name*

Ferlleno Fatwa Al Mushalim

What type of narrative text belongs to the story? *

- Fable
- Romance
- Fairy Tale
- Folk Tale

Why did Hua Mulan get ostracized by the villagers? *

- because she is beautiful.
- bacuse she has bad attitude.
- because she has a boyfriend.
- because she has very strong chi

Why Mulan leave the house? *

- because she was expelled from the village.
- because she wants to marry the person she loves.
- because she replaced her father as an army.
- because she was kicked out by her mother.

How does Mulan look at the training ground? *

- As a woman.
- Disguised as a man.

Who first found out Mulan's chi power at the training ground?*

- Commander Tung
- The Emperor
- Her friend
- Honghui

What is the main idea on the story? *

Mulan have strong chi

Mention the all character on the story! *

Mulan, siter, father, mother, commander tung, emperor

What is the Emperor's order? *

The family must send one male to be army

Why Mulan's father can't be a part of the army? *

Because sick and can't fight

How Mulan tried to restore the honour of his family? *

Protect the emperor from enemy

Konten ini tidak dibuat atau didukung oleh Google.

Google Formulir

Exercise

*Identification the Powtoon video that have been prepared.
Then answer the questions!*

Name*

Hanif Mulyana Z

What type of narrative text belongs to the story? *

- Fable
- Romance
- Fairy Tale
- Folk Tale

Why did Hua Mulan get ostracized by the villagers? *

- because she is beautiful.
- bacuse she has bad attitude.
- because she has a boyfriend.
- because she has very strong chi

Why Mulan leave the house? *

- because she was expelled from the village.
- because she wants to marry the person she loves.
- because she replaced her father as an army.
- because she was kicked out by her mother.

How does Mulan look at the training ground? *

- As a woman.
- Disguised as a man.

Who first found out Mulan's chi power at the training ground?*

- Commander Tung
- The Emperor
- Her friend
- Honghui

What is the main idea on the story? *

Mulan have strong chi

Mention the all character on the story! *

Mulan, sister, mother, father, honghui, commander tung

76

What is the Emperor's order? *

At least family send one male to be an army

Why Mulan's father can't be a part of the army? *

Because the leg is sick

How Mulan tried to restore the honour of his family? *

With protect the king from enemy

Konten ini tidak dibuat atau didukung oleh Google.

Google Formulir

Exercise

*Identification the Powtoon video that have been prepared.
Then answer the questions!*

Name*

Arshawin Atha Zulfadhli

What type of narrative text belongs to the story? *

- Fable
- Romance
- Fairy Tale
- Folk Tale

Why did Hua Mulan get ostracized by the villagers? *

- because she is beautiful.
- because she has bad attitude.
- because she has a boyfriend.
- because she has very strong chi

Why Mulan leave the house? *

- because she was expelled from the village.
- because she wants to marry the person she loves.
- because she replaced her father as an army.
- because she was kicked out by her mother.

How does Mulan look at the training ground? *

- As a woman.
- Disguised as a man.

Who first found out Mulan's chi power at the training ground?*

- Commander Tung
- The Emperor
- Her friend
- Honghui

What is the main idea on the story? *

Mulan have a strong chi and want to restore the honour of his family

Mention the all character on the story! *

Mulan, Honghui, Emperor, Commander Tung, Father, Mother, Sister

What is the Emperor's order? *

Each family send one male to trained as a army

Why Mulan's father can't be a part of the army? *

Because the leg of Mulan's father is sick and cannot fight

How Mulan tried to restore the honour of his family? *

She replaced his father as army and win fight the king's enemy

Konten ini tidak dibuat atau didukung oleh Google.

Google Formulir

Exercise

*Identification the Powtoon video that have been prepared.
Then answer the questions!*

Name*

Vino Jesse CS

What type of narrative text belongs to the story? *

- Fable
- Romance
- Fairy Tale
- Folk Tale

Why did Hua Mulan get ostracized by the villagers? *

- because she is beautiful.
- bacuse she has bad attitude.
- because she has a boyfriend.
- because she has very strong chi

Why Mulan leave the house? *

- because she was expelled from the village.
- because she wants to marry the person she loves.
- because she replaced her father as an army.
- because she was kicked out by her mother.

How does Mulan look at the training ground? *

- As a woman.
- Disguised as a man.

Who first found out Mulan's chi power at the training ground?*

- Commander Tung
- The Emperor
- Her friend
- Honghui

What is the main idea on the story? *

Mulan have strong chi and want restore the honour of his family

Mention the all character on the story! *

Mulan, sister, father, mother, honghui, king, commander

82

What is the Emperor's order? *

Each family send one male to be army

Why Mulan's father can't be a part of the army? *

Because the leg is sick so can't fight

How Mulan tried to restore the honour of his family? *

Protect the king and fight the enemy

Konten ini tidak dibuat atau didukung oleh Google.

Google Formulir