

DAFTAR PUSTAKA









- Abdul Halim, Icuk Rangga Bawono dan Amin Dara. 2016. Perpajakan, Edisi 2. Jakarta: Salemba Empat
- Ardiles. 2015. Analisis Potensi dan Kontribusi Pajak Hotel Terhadap Pendapatan Asli Daerah Pemerintah Padang. *Jurnal Ilmiah*.
- Bety Rahayu, 2015. Analisis Potensi Pajak Hotel Terhadap Realisasi Penerimaan Pajak Hotel di Kabupaten Gunungkidul. *Jurnal Ekonomi*
- Diaz Ardhiansyah. 2016. Analisis Potensi Pajak Hotel dan Pajak Restoran dan Kontribusinya Terhadap Pendapatan Asli Daerah (PAD). *Jurnal Administrasi Bisnis*. Vol. 14 No. 1
- Halim, Abdul. 2004. Akuntansi Keuangan Daerah, Penerbit Salemba Empat, Jakarta.
- Hesty Reny Tonapa. 2017. Analisis Potensi, Efektivitas dan Kontribusi Pajak Hotel Terhadap Pendapatan Asli Daerah Kabupaten Tana Toraja. *Jurnal Riset Akuntansi Going Concern*. Vol. 12 No. 1.
- Hoirunnisyah. 2016. Pengaruh Pajak Reklame Terhadap Pendapatan Asli Daerah Kota Palembang. *Jurnal Akuntansi*, Politeknik Negeri Sriwijaya
- Nur Kurniawan. 2016. Analisis Efektifitas dan Kontribusi Pajak Hotel Terhadap Pendapatan Asli Daerah Kota Surakarta Tahun 2010 - 2014. *Jurnal Akuntansi dan Sistem Teknologi Informasi*. Vol. 12 No. 3
- Nurdin Hidayat & Dedi Purwana. 2017. Perpajakan Teori dan Praktik. Jakarta: Rajawali Pers
- Rezlyanti Kobandaha. 2016. Analisis Efektifitas, Kontribusi dan Potensi Pajak Reklame dan Pajak Hotel Terhadap Pendapatan Asli Daerah Kota Kotamobagu. *Jurnal EMBA*. Vol. 4 No. 1
- Risnawati. 2015. Perpajakan: Pendekatan Teori Dan Praktek. *Empatdua Media*.

- Rofian Pujiasih. 2018. Analisis Potensi, Efektifitas dan Kontribusi Pajak Hotel Terhadap Pendapatan Asli Daerah Kabupaten Sleman” peneliti melakukan studi kasus di Kantor Dinas Pendapatan Asli Daerah Kabupaten Sleman. *Jurnal Akuntansi*. Vol. 2 No. 2.
- Ronald Bua Toding. 2016. Analisis Potensi dan Efektivitas Pemungutan Pajak Hotel Dalam Meningkatkan Pendapatan Asli Daerah Kota Palangka Raya. *Jurnal EMBA*. Vol. 4 No. 1
- Sugiyono. 2017. Metode Penelitian Kuantitatif, Kualitatif, dan R&D. Bandung : Alfabeta, CV.
- Theresa Resita Pangerapan. 2018. Analisis Efektivitas dan Kontribusi Pajak Hotel Terhadap Pendapatan Asli Daerah Kabupaten Halmahera Utara. *Jurnal Riset Akuntansi Going Concern*. Vol. 13 No. 3.
- Vadia Vamiagustin. 2015. Pengaruh Pajak Daerah Terhadap Pendapatan Asli Daerah. *Jurnal Administrasi Bisnis*. Vol 14 No.2

BERITA ACARA BIMBINGAN SKRIPSI

1. Nama Mahasiswa : Valentino Pietro Lie Lake
2. NIM : 161600237
3. Program Studi : Akuntansi
4. Tanggal Mengajukan Skripsi : 06 April 2020
5. Judul Skripsi : Analisis Potensi Pajak Hotel, Efektifitas Pajak Hotel dan Kontribusi Pajak Hotel Terhadap Pendapatan Asli Daerah Kota Surabaya
6. Dosen Pembimbing : Drs. H. Subakir., M.M
7. Konsultasi :


:

No	Tanggal	Paraf Pembimbing	Uraian/ Kegiatan
1.	06-04-2020		Judul ACC
2.	20-05-2020		Bab I-III (Revisi)
3.	27-06-2020		Bab I-III (Revisi)
4.	25-08-2020		Bab I-III (Revisi)
5.	28-08-2020		Bab I-III (ACC)
6.	28-10-2020		Bab IV-V (Revisi)
7.	04-11-2020		Bab IV-V (Revisi)
8.	04-12-2020		Bab IV-V (ACC)

8. Tanggal Selesai Menulis Skripsi : 04 Desember 2020

Surabaya, 24 Maret 2021

Dosen Pembimbing,



Drs. H. Subakir., M.M

NPP: 8607129/DY



UNIVERSITAS PGRI ADI BUANA SURABAYA
FAKULTAS EKONOMI dan BISNIS

Kampus : Jl. DukuhMenanggal XII/4 , Telp- Fax. 031-8281183 Surabaya 60234
 Website : <http://www.unipasby.ac.id>

BERITA ACARA
BIMBINGAN REVISI SKRIPSI

Nama : Valentini Mebro Rie Lake
 NIM/Program Studi : 161680207
 Judul Skripsi : _____

 Tanggal Ujian Skripsi : 1-3-2021
 Penguji : 1. I. Kunt Surabaya
 2. _____

No	Tanggal	Materi Konsultasi	Paraf Penguji
1	<u>1/3/21</u>	<u>Revisi, 2, 3, 4, 5, 6, 7, 8, 9, 10, 11, 12, 13, 14, 15, 16, 17, 18, 19, 20, 21, 22, 23, 24, 25, 26, 27, 28, 29, 30, 31, 32, 33, 34, 35, 36, 37, 38, 39, 40, 41, 42, 43, 44, 45, 46, 47, 48, 49, 50, 51, 52, 53, 54, 55, 56, 57, 58, 59, 60, 61, 62, 63, 64, 65, 66, 67, 68, 69, 70, 71, 72, 73, 74, 75, 76, 77, 78, 79, 80, 81, 82, 83, 84, 85, 86, 87, 88, 89, 90, 91, 92, 93, 94, 95, 96, 97, 98, 99, 100</u>	<u>[Signature]</u>
2	<u>1/3/21</u>	<u>[Signature]</u>	<u>[Signature]</u>
3			
4			
5			
6			
7			
8			

2021/3
B
[Signature]
 1. Kunt Surabaya

Surabaya,
 Penguji II.



UNIVERSITAS PGRI ADI BUANA SURABAYA
FAKULTAS EKONOMI dan BISNIS

Kampus : Jl. DukuhMenanggal XII/4 , Telp- Fax. 031-8281183 Surabaya 60234
Website : <http://www.unipasby.ac.id>

BERITA ACARA
BIMBINGAN REVISI SKRIPSI

Nama : _____
NIM/Program Studi : _____
Judul Skripsi : _____

Tanggal Ujian Skripsi : _____
Penguji : 1. _____
2. _____

No	Tanggal	Materi Konsultasi	Paraf Penguji
1	28/3-21	Bab I	[Signature]
2		Bab II	
3			
4			
5			
6			
7			
8			

Penguji I.

Surabaya,
Penguji II.



PEMERINTAH KOTA SURABAYA
LAPORAN REALISASI ANGGARAN
S/D. BULAN DESEMBER 2014

Kode	Uraian	Anggaran 2014	Realisasi 2014	%	Realisasi 2013
1	2	3	4	5	6
1	Pendapatan				
1.1	Pendapatan Asli Daerah				
1.1.1	Pendapatan pajak daerah	2.471.025.909.302,00	2.427.647.860.148,15	98,24	2.154.652.323.797,88
1.1.2	Pendapatan retribusi daerah	285.197.286.889,00	270.112.725.497,14	94,71	229.680.153.171,85
1.1.3	Pendapatan hasil pengelolaan kekayaan daerah yang dipisahkan	120.855.713.722,00	120.856.635.210,40	100,00	111.967.697.968,77
1.1.4	Lain-lain pendapatan asli daerah yang sah	370.380.244.224,00	488.706.643.122,78	131,95	295.279.875.771,01
	Jumlah Pendapatan Asli Daerah	3.247.459.154.137,00	3.307.323.863.978,47	101,84	2.791.580.050.709,51



PEMERINTAH KOTA SURABAYA
LAPORAN REALISASI ANGGARAN
S/D. BULAN DESEMBER 2015

Kode	Uraian	Anggaran 2015	Realisasi 2015	%	Realisasi 2014
1	2	3	4	5	6
1	Pendapatan				
1.1	Pendapatan Asli Daerah				
1.1.1	Pendapatan pajak daerah	2.679.368.000.000,00	2.738.899.424.558,36	102,22	2.427.647.860.148,15
1.1.2	Pendapatan retribusi daerah	449.613.176.717,00	537.319.752.463,13	119,51	270.112.725.497,14
1.1.3	Pendapatan hasil pengelolaan kekayaan daerah yang dipisahkan	135.637.837.123,00	135.324.221.731,02	99,77	120.856.635.210,40
1.1.4	Lain-lain pendapatan asli daerah yang sah	518.028.220.457,00	624.106.079.645,46	120,48	488.706.643.122,78
	Jumlah Pendapatan Asli Daerah	3.782.647.234.297,00	4.035.649.478.397,97	106,69	3.307.323.863.978,47



PEMERINTAH KOTA SURABAYA
LAPORAN REALISASI ANGGARAN
S/D. BULAN DESEMBER 2016

Kode	Uraian	Anggaran	Realisasi	%	Realisasi 2015
1	2	3	4	5	6
1	Pendapatan				
1.1	Pendapatan Asli Daerah				
1.1.1	Pendapatan pajak daerah	2.802.516.278.889,00	3.000.152.384.487,00	107,05	2.738.899.424.558,36
1.1.2	Pendapatan retribusi daerah	342.925.912.793,00	339.453.230.305,87	98,99	537.319.752.463,13
1.1.3	Pendapatan hasil pengelolaan kekayaan daerah yang dipisahkan	131.805.808.333,00	131.847.096.407,00	100,03	135.324.221.731,02
1.1.4	Lain-lain pendapatan asli daerah yang sah	667.219.129.110,00	618.754.058.187,66	92,74	624.106.079.645,46
	Jumlah Pendapatan Asli Daerah	3.944.467.129.125,00	4.090.206.769.387,53	103,69	4.035.649.478.397,97



PEMERINTAH KOTA SURABAYA
LAPORAN REALISASI ANGGARAN
S/D. BULAN DESEMBER 2017

Kode	Uraian	Anggaran	Realisasi	%	Realisasi 2016
1	2	3	4	5	6
1	Pendapatan				
1.1	Pendapatan Asli Daerah				
1.1.1	Pendapatan pajak daerah	3.265.955.423.267,00	3.595.670.492.734,31	110,10	3.000.152.384.487,00
1.1.2	Pendapatan retribusi daerah	392.397.980.801,00	557.966.574.669,78	142,19	339.453.230.305,87
1.1.3	Pendapatan hasil pengelolaan kekayaan daerah yang dipisahkan	137.981.858.739,00	134.668.941.611,95	97,60	131.847.096.407,00
1.1.4	Lain-lain pendapatan asli daerah yang sah	913.310.283.236,00	873.538.562.155,63	95,65	618.754.058.187,66
	Jumlah Pendapatan Asli Daerah	4.709.645.546.043,00	5.161.844.571.171,67	109,60	4.090.206.769.387,53



PEMERINTAH KOTA SURABAYA
LAPORAN REALISASI ANGGARAN
S/D. BULAN DESEMBER 2018

Kode	Uraian	Anggaran	Realisasi	%	Realisasi 2017
1	2	3	4	5	6
1	Pendapatan				
1.1	Pendapatan Asli Daerah				
1.1.1	Pendapatan pajak daerah	3.615.432.902.416,00	3.817.402.592.324,00	105,59	3.595.670.492.734,31
1.1.2	Pendapatan retribusi daerah	364.330.957.049,00	346.798.583.544,80	95,19	557.966.574.669,78
1.1.3	Pendapatan hasil pengelolaan kekayaan daerah yang dipisahkan	141.308.453.768,00	140.036.260.032,70	99,10	134.668.941.611,95
1.1.4	Lain-lain pendapatan asli daerah yang sah	637.894.923.727,00	668.793.568.825,60	104,84	873.538.562.155,63
	Jumlah Pendapatan Asli Daerah	4.758.967.236.960,00	4.973.031.004.727,10	104,50	5.161.844.571.171,67

Jumlah Kamar Hotel Berdasarkan Klasifikasi Hotel

Kabupaten/Kota	Klasifikasi	Hotel	Kamar
Kota			
Surabaya	Bintang 1 / <i>One Star</i>	5	307
	Bintang 2 / <i>Two Stars</i>	3	205
	Bintang 3 / <i>Three Stars</i>	33	3 952
	Bintang 4 / <i>Four Stars</i>	20	3 682
	Bintang 5 / <i>Five Stars</i>	7	1 912

Sumber: Dinas Kebudayaan Dan Pariwisata Provinsi Jawa Timur 2019

PERHITUNGAN SPSS

Warning # 849 in column 23. Text: in_ID
 The LOCALE subcommand of the SET command has an invalid parameter. It could not be mapped to a valid backend locale.

```
REGRESSION
  /MISSING LISTWISE
  /STATISTICS COEFF OUTS R ANOVA COLLIN TOL
  /CRITERIA=PIN(.05) POUT(.10)
  /NOORIGIN
  /DEPENDENT Y
  /METHOD=ENTER X1 X2 X3
  /SCATTERPLOT=(*SRESID ,*ZPRED)
  /RESIDUALS NORMPROB(ZRESID)
  /SAVE RESID.
```

Regression

Notes

		23-OCT-2020 01:39:32
Output Created		
Comments		
Input	Active Dataset	DataSet0
	Filter	<none>
	Weight	<none>
	Split File	<none>
	N of Rows in Working Data File	5
Missing Value Handling	Definition of Missing	User-defined missing values are treated as missing.
	Cases Used	Statistics are based on cases with no missing values for any variable used.
Syntax		REGRESSION /MISSING LISTWISE /STATISTICS COEFF OUTS R ANOVA COLLIN TOL /CRITERIA=PIN(.05) POUT(.10) /NOORIGIN /DEPENDENT Y /METHOD=ENTER X1 X2 X3 /SCATTERPLOT=(*SRESID ,*ZPRED) /RESIDUALS NORMPROB(ZRESID) /SAVE RESID.
Resources	Processor Time	00:00:03,20
	Elapsed Time	00:00:01,78
	Memory Required	1956 bytes
	Additional Memory Required for Residual Plots	552 bytes

Variables Created or Modified	RES_1	Unstandardized Residual
-------------------------------	-------	-------------------------

[DataSet0]

Variables Entered/Removed^a

Model	Variables Entered	Variables Removed	Method
1	Kontribusi Pajak Hotel, Efektifitas Pajak Hotel, Potensi Pajak Hotel ^b	.	Enter

a. Dependent Variable: PAD

b. All requested variables entered.

Model Summary^b

Model	R	R Square	Adjusted R Square	Std. Error of the Estimate	Durbin-Watson
1	1,000 _a	1,000	1,000	14543987,11	2,437

a. Predictors: (Constant), Kontribusi Pajak Hotel, Efektifitas Pajak Hotel, Potensi Pajak Hotel

b. Dependent Variable: PAD

ANOVA^a

Model		Sum of Squares	df	Mean Square	F	Sig.
1	Regression	12370535599270 01600000000,000	3	412351186642333840000 000,000	3677,0 64	,012 ^b
	Residual	15624198748145 474000000,000	1	156241987481454740000 00,000		
	Total	12526777586751 4700000000,000	4			

a. Dependent Variable: PAD

b. Predictors: (Constant), Kontribusi Pajak Hotel, Efektifitas Pajak Hotel, Potensi Pajak Hotel

Coefficients^a

Model		Unstandardized Coefficients		Standardized Coefficients	t	Sig.
		B	Std. Error	Beta		
1	(Constant)	6,104261741	4,1337829 35		147,696	,004
	Potensi Pajak Hotel	574,670	5,903	1,311	97,356	,007

Efektifitas Pajak Hotel	63,927	0,661	,155	96,720	,007
Kontribusi Pajak Hotel	0,032	0,015	1,246	0,043	,275

Coefficients^a

Model	Sig.	Collinearity Statistics	
		Tolerance	VIF
1 (Constant)	,542		
Potensi Pajak Hotel	,079	,264	3,793
Efektifitas Pajak Hotel	,432	,270	3,699
Kontribusi Pajak Hotel	,078	,123	8,111

a. Dependent Variable: PAD

Collinearity Diagnostics^a

Model	Dimensio n	Eigenvalue	Condition Index	Variance Proportions		
				(Constant)	Potensi Pajak Hotel	Efektifitas Pajak Hotel
1	1	3,793	1,000	,00	,00	,00
	2	,198	4,373	,00	,01	,00
	3	,008	22,064	,05	,96	,04
	4	,001	64,725	,95	,02	,96

Collinearity Diagnostics^a

Model	Dimension	Variance Proportions	
		Kontribusi Pajak Hotel	
1	1		,01
	2		,39
	3		,58
	4		,03

a. Dependent Variable: PAD

Residuals Statistics^a

	Minimum	Maximum	Mean	Std. Deviation
Predicted Value	4019977977856,000	5075692945408,00	4459276260	5561145475
Std. Predicted Value	0	00	415,8000	36,51820
Standard Error of Predicted Value	-,790	1,108	,000	1,000
Adjusted Predicted Value	90565664768,000	124739477504,000	1106326738	1801979761
Residual	2086597558272,000	5155952001024,00	07,286	1,485
Std. Residual	0	00	3998323766	1361579179
	-85415100416,00000	86151372800,0000	423,1865	773,61350
	0	0	,00014	6249839747
	-,683	,689	,000	5,74731
				,500

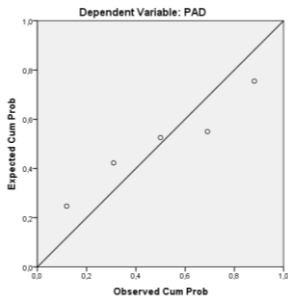
Stud. Residual	-1,000	1,000	,200	1,095
Deleted Residual	-			
	639702597632,0000	1949051912192,0000	460952493992,61330	1025420562713,61850
Stud. Deleted Residual
Mahal. Distance	1,300	3,184	2,400	,991
Cook's Distance	,276	60,534	16,610	25,347
Centered Leverage Value	,325	,796	,600	,248

Residuals Statistics^a

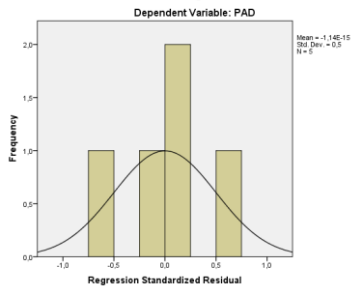
	N
Predicted Value	5
Std. Predicted Value	5
Standard Error of Predicted Value	5
Adjusted Predicted Value	5
Residual	5
Std. Residual	5
Stud. Residual	5
Deleted Residual	5
Stud. Deleted Residual	0
Mahal. Distance	5
Cook's Distance	5
Centered Leverage Value	5

a. Dependent Variable: PAD

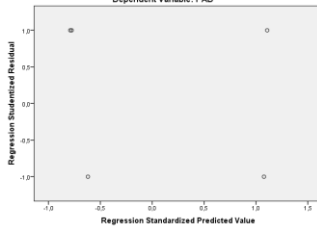
Normal P-P Plot of Regression Standardized Residual



Histogram



Scatterplot
Dependent Variable: PAD



Charts
NPar Tests

		Notes
Output Created		23-OCT-2020 01:43:19
Comments		
Input	Active Dataset	DataSet0
	Filter	<none>
	Weight	<none>
	Split File	<none>
	N of Rows in Working Data File	5
Missing Value Handling	Definition of Missing Cases Used	User-defined missing values are treated as missing.
		Statistics for each test are based on all cases with valid data for the variable(s) used in that test.
Syntax		NPARTESTS /K-S(NORMAL)=RES_1 /MISSING ANALYSIS.
Resources	Processor Time	00:00:00,00
	Elapsed Time	00:00:00,01
	Number of Cases Allowed ^a	393216

a. Based on availability of workspace memory.

One-Sample Kolmogorov-Smirnov Test

		Unstandardized Residual
N		5
Normal Parameters ^{a,b}	Mean	,0001381
	Std. Deviation	62498397475,747
Most Extreme Differences	Absolute	31400
	Positive	,201
	Negative	-,151
Test Statistic		,201
Asymp. Sig. (2-tailed)		,200 ^{c,d}

a. Test distribution is Normal.

b. Calculated from data.

c. Lilliefors Significance Correction.

d. This is a lower bound of the true significance.