

DAFTAR PUSTAKA

- Abdulhak, Ishak, darmawan. 2020. Teknologi Pendidikan, Bandung: Remaja Rosdakarya
- Aksen Aiba (2018) Analisis Pendapatan Usaha Peternak Sapi Potong Di Kecamatan Weda Selatan Kabupaten Halmahera Tengah, **Fakultas Peternakan Universitas Sam Ratulangi Manado**
- Astuti (2017) Analisis Produksi Dan Pendapatan Usahatani Padi Sawah Metode System Of Rice Intensification Di Kecamatan Sindue Kabupaten Donggala, *Universitas Tadulako*
- Arikunto, S. (2016). Prosedur Penelitian Suatu Pendekatan Praktik. Jakarta: Rineka Cipta
- Assauri, Sofjan. 2016. Manajemen Operasi Produksi (Pencapaian Sasaran Organisasi Berkesinambungan). Edisi 3. Jakarta: PT Raja Grafindo Persada.
- Astiti, N.M.A.G.R. 2018. Pengantar Ilmu Peternakan. Universitas Marwadewa. Bali. 9-20.
- Bangun, Ella Saghita. 2016. Analisis Produksi Dan Pendapatan Usaha Ternak Kambing Pedaging Sistem Kandang.
- Belkaoui, Ahmed Riahi, 2015. Accounting Theory. Edisi 5 Buku 2. Jakarta: Salemba Empat
- BPS. 2017. Statistik Tanaman Sayuran dan Buah-Buahan Semusim Indonesia. Badan Pusat Statistik.

https://www.bps.go.id/publication/2018/10/05/bb_d90b867a6ee372e7f51c43/statistik-tanaman-sayuran-dan-buah-buahan-semusim-indonesia-2017.html,


Diakses pada 9 Januari 2021 pukul 16.30.

- Eddy Herjanto, (2015), *Manajemen Operasi*, ed: Revisi, Jakarta, Gramedia
- Ediset (2017) *Peningkatan Produktivitas Peternak Sapi Di Daerah Transmigrasi Lubuk Aur Sitiung I Kabupaten Dharmasraya*, Unniversitas Andalas
- Eviyati, R. 2016. *Tinjauan Agribisnis Peternakan*. Jurnal Agrijati 1
- Dessler, Gary, 2015. *Management Fundamentals*, Reston Publishing Company, Virginia
- Julpanijar, Abdul Rahman Hasnudi, 2016. *Analisis Pendapatan Usaha Ternak Di Kecamatan Hinai Kabupaten Langkat, Agrica (Jurnal Agribisnis Sumatera Utara) Vol. 4 No. 1/Juli*
- Mankiw N,Gregory. 2015. *Makro Ekonomi, Terjemahan: Fitria Liza, Imam Nurmawan*, Jakarta: Penerbit Erlangga. 2006
- Moleong, Lexy. J. 2015. *Metodologi Penelitian Kualitatif Edisi Revisi*. Bandung: PT. Remaja Rosdakarya.
- Mulyadi. (2016). *Sistem Informasi Akuntansi*. Jakarta: Salemba Empat.

- Nasution, M.Nur. 2015. Manajemen Mutu Terpadu (Total Quality Management). Jakarta: Ghalia Indonesia.
- Nazir Moh, 2015. Metode Penelitian, Bogor: Ghalia Indonesia
- Noor. (2016). Formulasi Input (Biaya) Yang Paling Efisien Untuk Menghasilkan Output (Produksi).
- Panjaitan, Frisca E D. 2017. Analisis Efisiensi Produksi Dan Pendapatan Usahatani Jagung (Studi Kasus: Desa Kuala, Kecamatan Tigabinanga, Kabupaten Karo), . Medan Fakultas Pertanian USU
- Sinungan, Muchdarsyah. 2015. Produktivitas Apa dan Bagaimana. Cetakan ke9.Jakarta:Bumi Aksara.
- Sedarmayanti. 2015. Manajemen Sumber Daya Manusia. Bandung: Refika Aditama
- Sugiarto, H. dkk. 2015. Ekonomi Mikro Sebuah Kajian Komprehensif. Jakarta. Penerbit:PT.Gramedia Pustaka Utama
- Sugiyono. (2015). Metode Penelitian Kuantitatif Kualitatif R&B. Bandung: Aflabeta.

LAMPIRAN-LAMPIRAN

Lampiran 1 : Kartu Bimbingan Skripsi








UNIVERSITAS PGRI ADI BUANA SURABAYA
FAKULTAS EKONOMI DAN BISNIS
 Kampus : Jl. Dukuh Menanggal XII/4, Telp- Fax. 031-8281183 Surabaya 60234
 Website : <http://www.unipasby.ac.id>


KARTU PERPANJANGAN BIMBINGAN SKRIPSI

Nama	: Ryan Septian
Prodi / NIM	: Akuntansi / 171600076
Judul Skripsi	: Analisis Produksi, Produktivitas dan Pendapatan Usaha Ternak di UD-Indo Ternak Desa Birengkrayan, Kecamatan Krian, Kabupaten Sidoarjo
Dosen Pembimbing	: 1) Dr. Mohamad Afrizal Miradi, SE, AK, M.Si, CA, Dr. 2) Bayu Adi, SE, M.Si
Periode Kepembimbingan	: 26 Maret s.d 27 Juni 2021

URAIAN KEGIATAN KEPEMBIMBINGAN :

NO	TANGGAL	MATERI BIMBINGAN	KET.	TANDA TANGAN
1	29 Juli 2021	Setor Bab IV - V		
2	31 Juli 2021	Revisi Bab IV - V		
3	02 Juni 2021	ACC		




Bimbingan selesai pada tanggal : _____
 Dosen Pembimbing :  Dr. Mohamad Afrizal Miradi, SE, AK, M.Si, CA, Dr.
 Mahasiswa :  Ryan Septian



Lampiran 2 : Berita Acara Bimbingan Revisi Skripsi

BERITA ACARA BIMBINGAN REVISI SKRIPSI

Nama Mahasiswa : Ryan Septian
NIM/Program Studi : 171600076/ Akuntansi
Judul Skripsi : Analisis Produktivitas dan Pendapatan Ternak Kambing (Studi Komparasi di UD. Indo Ternak dan UD. Mansyur Jaya)
Tanggal Ujian Skripsi : 04 Juli 2021
Dosen Penguji : 1. Drs. Hj. Yuni Sukamdani, SE, MM.
2. Dr Aji Prasetyo, S.EI., M.M

No	Tanggal	Materi Konsultasi	Paraf Penguji I	Paraf Penguji II
1.	04-08-2021	Judul		
		Kata Pengantar		
		Bab I sampai Bab V		
		Teknik Penulisan		
2.	08-08-2021	Teknik Penulisan		
		Pembahasan		
		Metode Penelitian		
3.	16-08-2021	Analisis Data dan Pembahasan		
		Judul		
		Rumusan Masalah		
		Tujuan Penelitian		
		Analisis Data dan Pembahasan		

Mengetahui,

Penguji I



Drs. Hj. Yuni Sukamdani, SE, MM
NPP/NIP : 8611142/DY

Penguji II



Dr. Aji Prasetyo, S.EI., M.M
NPP/NIP : 15007730/DY

Lampiran 3 : Laporan Biaya Produksi UD.Indo Ternak

Bulan	Biaya Tetap	Biaya Variabel	Biaya Produksi
Jan-20	11,390,000	6,500,000	17,890,000
Feb-20	13,005,000	6,500,000	19,505,000
Mar-20	22,220,000	6,500,000	28,720,000
Apr-20	21,677,500	6,500,000	28,177,500
May-20	23,285,000	6,500,000	29,785,000
Jun-20	25,459,500	6,500,000	31,959,500
Jul-20	53,270,000	8,500,000	61,770,000
Aug-20	47,880,000	6,000,000	53,880,000
Sep-20	44,290,000	6,000,000	50,290,000
Oct-20	56,300,000	5,500,000	61,800,000
Nov-20	57,695,000	5,500,000	63,195,000
Dec-20	65,405,000	5,500,000	70,905,000
Jan-21	69,705,000	6,000,000	75,705,000
Feb-21	75,505,000	6,000,000	81,505,000
Mar-21	75,105,000	6,000,000	81,105,000

Laporan 4 :Laporan Penjualan UD.Indo Ternak

PENJUALAN TAHUN 2020

Bulan	Keterangan Usia	Jumlah	Harga Satuan	Jumlah Harga (Rp)	Total (Rp)
Jan-20	Usia 18 Bulan	9	1,800,000	16,200,000	
	Usia 24 Bulan	4	2,000,000	8,000,000	
					24,200,000
Feb-20	1 s/d 1,5 Tahun	10	1,800,000	18,000,000	
	Usia 20 Bulan	6	2,100,000	12,600,000	
	Usia 25 Bulan	2	2,200,000	4,400,000	
					35,000,000
Mar-20	Usia 9 Bulan	9	1,200,000	10,800,000	
	Usia 18 Bulan	4	1,800,000	7,200,000	
	Usia 26 Bulan	7	2,000,000	14,000,000	
					32,000,000
Apr-20	Usia 9 Bulan	8	1,200,000	9,600,000	
	Usia 20 Bulan	7	2,000,000	14,000,000	
	Usia 24 Bulan	4	2,200,000	8,800,000	
					32,400,000
May-20	Usia 18 Bulan	2	1,700,000	3,400,000	
	Usia 24 Bulan	12	2,000,000	24,000,000	
	Usia 26 Bulan	2	2,200,000	4,400,000	
					31,800,000
Jun-20	Usia 9 Bulan	6	1,200,000	7,200,000	
	Usia 2 Tahun	13	2,000,000	26,000,000	
	Usia 24 Bulan	3	2,200,000	6,600,000	

					39,800,000
Jul-20	Usia 9 Bulan	8	1,350,000	10,800,000	
	Usia 18 Bulan	4	1,800,000	7,200,000	
	Usia 24 Tahun	3	2,200,000	6,600,000	
	Usia 26 Bulan	38	2,400,000	91,200,000	
					115,800,000
Aug-20	Usia 9 Bulan	8	1,300,000	10,400,000	
	Usia 18 Bulan	4	1,800,000	7,200,000	
	Usia 20 Bulan	22	2,150,000	47,300,000	
					64,900,000
Sep-20	Usia 9 Bulan	10	1,200,000	12,000,000	
	Usia 18 Bulan	6	1,750,000	10,500,000	
	Usia 20 Bulan	18	2,100,000	37,800,000	
					60,300,000
Oct-20	Usia 9 Bulan	10	1,200,000	12,000,000	
	Usia 18 Bulan	10	1,750,000	17,500,000	
	1,6 s/d 2 Tahun	22	2,100,000	46,200,000	
				-	75,700,000
Nov-20	Usia 9 Bulan	12	1,200,000	14,400,000	
	Usia 18 Bulan	6	1,750,000	10,500,000	
	Usia 22 Tahun	25	2,100,000	52,500,000	
				-	77,400,000
Des-20	1-6 Bulan	4	750,000	3,000,000	
	Usia 9 Bulan	12	1,200,000	14,400,000	
	Usia 18 Bulan	10	1,700,000	17,000,000	
	Usia 22 Tahun	25	2,100,000	52,500,000	
					86,900,000

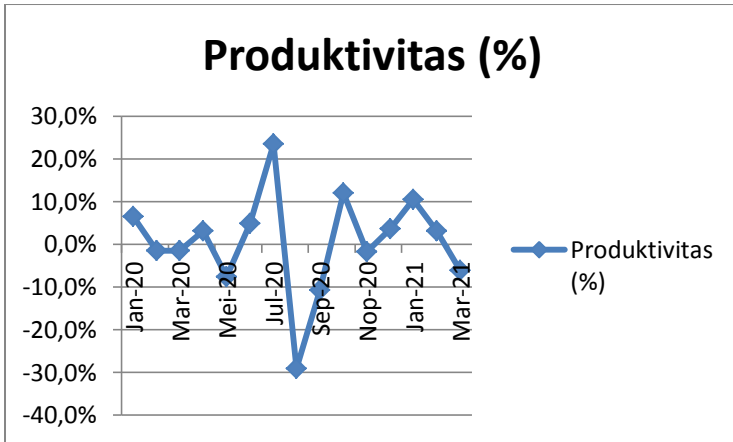
Januari 2021	1-6 Bulan	5	750,000	3,750,000	
	Usia 9 Bulan	14	1,200,000	16,800,000	
	Usia 18 Bulan	10	1,700,000	17,000,000	
	Usia 22 Tahun	25	2,100,000	52,500,000	
	> 2 tahun				90,050,000
Feb-21	1-6 Bulan	4	750,000	3,000,000	
	Usia 9 Bulan	12	1,200,000	14,400,000	
	Usia 18 Bulan	10	1,700,000	17,000,000	
	Usia 22 Tahun	25	2,100,000	52,500,000	
	> 2 tahun				86,900,000
Mar-21	1-6 Bulan	4	750,000	3,000,000	
	Usia 9 Bulan	10	1,200,000	12,000,000	
	Usia 18 Bulan	10	1,700,000	17,000,000	
	Usia 22 Tahun	25	2,100,000	52,500,000	
	> 2 tahun				84,500,000

Lampiran 5 :Laporan Laba Usaha UD.Indo Ternak

No	Bulan	Penjualan	Biaya Produksi	Laba
1	Jan-20	24,200,000	17,890,000	6,310,000
2	Feb-20	35,000,000	19,505,000	15,495,000
3	Mar-20	32,000,000	28,720,000	3,280,000
4	Apr-20	32,400,000	28,177,500	4,222,500
5	May-20	31,800,000	29,785,000	2,015,000
6	Jun-20	39,800,000	31,959,500	7,840,500
7	Jul-20	115,800,000	61,770,000	54,030,000
8	Aug-20	64,900,000	53,880,000	11,020,000
9	Sep-20	60,300,000	50,290,000	10,010,000
10	Oct-20	75,700,000	61,800,000	13,900,000
11	Nov-20	77,400,000	63,195,000	14,205,000
12	Dec-20	86,900,000	70,905,000	15,995,000
13	Jan-21	90,050,000	75,705,000	14,345,000
14	Feb-21	86,900,000	81,505,000	5,395,000
15	Mar-21	84,500,000	81,105,000	3,395,000

Lampiran 6 : Laporan Produktivitas UD.Indo Ternak

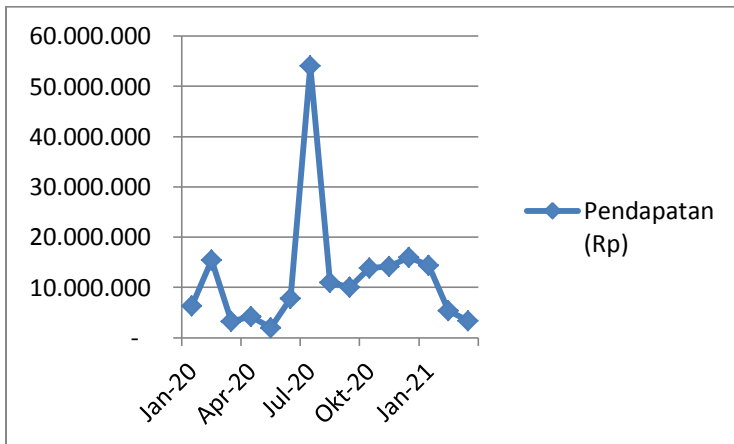
Bulan	Produktivitas (%)
Jan-20	6.5%
Feb-20	-1.5%
Mar-20	-1.5%
Apr-20	3.1%
May-20	-7.6%
Jun-20	4.9%
Jul-20	23.4%
Aug-20	-29.1%
Sep-20	-10.7%
Oct-20	12.0%
Nov-20	-1.8%
Dec-20	3.6%
Jan-21	10.5%
Feb-21	3.2%
Mar-21	-6.2%



Lampiran 7 : Laporan Pendapatan UD.Indo Ternak

Bulan	Pendapatan (Rp)
Jan-20	6,310,000
Feb-20	15,495,000
Mar-20	3,280,000
Apr-20	4,222,500
May-20	2,015,000
Jun-20	7,840,500
Jul-20	54,030,000
Aug-20	11,020,000
Sep-20	10,010,000
Oct-20	13,900,000
Nov-20	14,205,000
Dec-20	15,995,000

Jan-21	14,345,000
Feb-21	5,395,000
Mar-21	3,395,000



Lampiran 8 : Laporan Biaya Produksi UD.Mansyur Jaya

Bulan	Biaya Tetap	Biaya Variabel	Biaya Produksi
Jan-20	17,750,000	6,000,000	23,750,000
Feb-20	21,760,000	6,000,000	27,760,000
Mar-20	21,395,000	6,000,000	27,395,000
Apr-20	21,402,500	6,000,000	27,402,500
May-20	23,024,000	6,000,000	29,024,000
Jun-20	23,395,000	6,000,000	29,395,000
Jul-20	31,904,000	7,000,000	38,904,000
Aug-20	30,375,000	6,500,000	36,875,000
Sep-20	29,760,000	6,500,000	36,260,000
Oct-20	28,904,000	6,500,000	35,404,000
Nov-20	29,640,000	6,500,000	36,140,000
Dec-20	28,870,000	6,500,000	35,370,000
Jan-21	34,170,000	6,500,000	40,670,000
Feb-21	35,120,000	6,500,000	41,620,000
Mar-21	35,120,000	6,500,000	41,620,000

Lampiran 9 : Laporan Penjualan UD.Mansyur Jaya

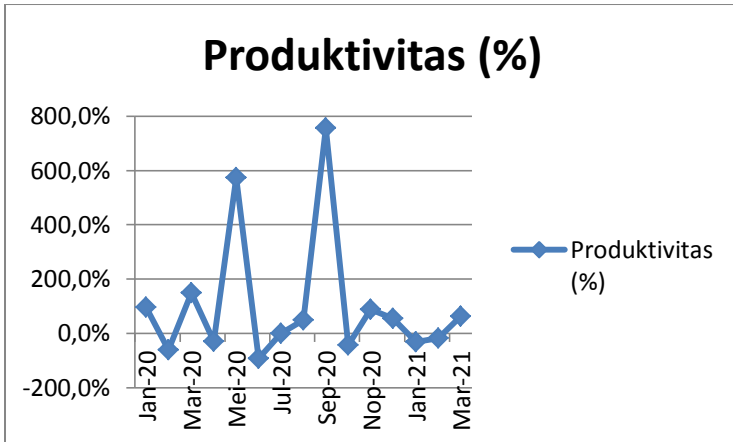
Bulan	Keterangan Usia	Jumlah	Harga Satuan	Total Harga (Rp)
Jan-20	Usia 12 Bulan	16	1,900,000	30,400,000
Feb-20	Usia 12 Bulan	16	1,900,000	30,400,000
Mar-20	Usia 12 Bulan	17	2,000,000	34,000,000
Apr-20	Usia 12 Bulan	16	2,000,000	32,000,000
May-20	Usia 12 Bulan	30	2,000,000	60,000,000
Jun-20	Usia 12 Bulan	15	2,100,000	31,500,000
Jul-20	Usia 12 Bulan	20	2,050,000	41,000,000
Aug-20	Usia 12 Bulan	20	2,000,000	40,000,000
Sep-20	Usia 12 Bulan	30	2,100,000	63,000,000
Oct-20	Usia 12 Bulan	24	2,100,000	50,400,000
Nov-20	Usia 12 Bulan	30	2,150,000	64,500,000
Dec-20	Usia 12 Bulan	36	2,200,000	79,200,000
Jan-21	Usia 12 Bulan	32	2,200,000	70,400,000
Feb-21	Usia 12 Bulan	30	2,200,000	66,000,000
Mar-21	Usia 12 Bulan	37	2,200,000	81,400,000

Lampiran 10 : Laporan Laba Usaha UD.Mansyur Jaya

No	Bulan	Penjualan	Biaya Produksi	Laba
1	Jan-20	30,400,000	23,750,000	6,650,000
2	Feb-20	30,400,000	27,760,000	2,640,000
3	Mar-20	34,000,000	27,395,000	6,605,000
4	Apr-20	32,000,000	27,402,500	4,597,500
5	May-20	60,000,000	29,024,000	30,976,000
6	Jun-20	31,500,000	29,395,000	2,105,000
7	Jul-20	41,000,000	38,904,000	2,096,000
8	Aug-20	40,000,000	36,875,000	3,125,000
9	Sep-20	63,000,000	36,260,000	26,740,000
10	Oct-20	50,400,000	35,404,000	14,996,000
11	Nov-20	64,500,000	36,140,000	28,360,000
12	Dec-20	79,200,000	35,370,000	43,830,000
13	Jan-21	70,400,000	40,670,000	29,730,000
14	Feb-21	66,000,000	41,620,000	24,380,000
15	Mar-21	81,400,000	41,620,000	39,780,000

Lampiran 11 :Lampiran Produktivitas UD.Mansyur Jaya

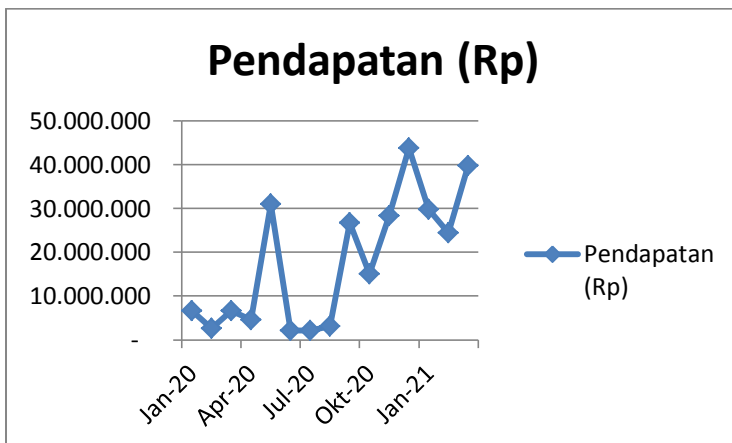
Bulan	Produktivitas (%)
Jan-20	95.9%
Feb-20	-60.3%
Mar-20	150.2%
Apr-20	-30.4%
May-20	573.8%
Jun-20	-93.2%
Jul-20	-0.4%
Aug-20	49.1%
Sep-20	755.7%
Oct-20	-43.9%
Nov-20	89.1%
Dec-20	54.5%
Jan-21	-32.2%
Feb-21	-18.0%
Mar-21	63.2%



Lampiran 12 : Laporan Pendapatan UD.Mansyur Jaya

Bulan	Pendapatan (Rp)
Jan-20	6,650,000
Feb-20	2,640,000
Mar-20	6,605,000
Apr-20	4,597,500
May-20	30,976,000
Jun-20	2,105,000
Jul-20	2,096,000
Aug-20	3,125,000
Sep-20	26,740,000
Oct-20	14,996,000
Nov-20	28,360,000
Dec-20	43,830,000

Jan-21	29,730,000
Feb-21	24,380,000
Mar-21	39,780,000



Lampiran 13 : Laporan Hasil Pengujian Data Penelitian

Uji Normalitas

One-Sample Kolmogorov-Smirnov Test

		Unstandardized Residual
N		30
Normal Parameters ^{a,b}	Mean	,0000000
	Std. Deviation	4,14927280
Most Extreme Differences	Absolute	,151
	Positive	,151
	Negative	-,121
Test Statistic		.680
Asymp. Sig. (2-tailed)		.744

a. Test distribution is Normal.

b. Calculated from data.

c. Lilliefors Significance Correction.

d. This is a lower bound of the true significance.

Uji One Sample t

One-Sample Test

	t	df	Sig. (2-tailed)	Mean Difference	95% Confidence Interval of the Difference	
					Lower	Upper
					Test Value = 0	
Pendapatan	5.938	29	.000	14896516.66667	9765315.0776	20027718.2557
Produktivitas	1.726	29	.095	2.91000	-.5389	6.3589