

DAFTAR PUSTAKA

- Ambarwati, Sri Dwi Ari. 2010. *Manajemen Keuangan Lanjut*. Yogyakarta : Graha Ilmu.
- Ambarwati, Novi Sagita, Gede Adi Yuniarta, Ni Kadek Sinarwati. 2015. *Pengaruh Modal Kerja, Likuiditas, Aktivitas dan Ukuran Perusahaan Terhadap Profitabilitas Pada Perusahaan manufaktur Yang Terdaftar Di Bursa Efek Indonesia*. E-Journal. Universitas Pendidikan Ganesha. Volume 3, No 1 Tahun 2015.
- Ardiansyah, Edo Fani dan Sari, Linda Purnama. 2017. *Pengaruh Leverage, Likuiditas dan Ukuran Perusahaan Terhadap Profitabilitas Pada Perusahaan Pertambangan Yang Terdaftar Di Bursa Efek Indonesia*. Artikel Ilmiah. STIE Perbanas.
- Aryanti, Fitri, Arif Tri Hardiyanto, Patar Simamora. 2017. *Pengaruh Struktur Modal, Ukuran Perusahaan Dan Pertumbuhan Perusahaan Terhadap Profitabilitas Pada Perusahaan Yang Tergabung Dalam LQ 45 Di Bursa Efek Indonesia Tahun 2013-2015*. Universitas Pakuan.
- Basuki, Agus Tri, Prawoto, Nano. 2017. *Analisis Regresi Dalam Penelitian Ekonomi dan Bisnis*. Jakarta : PT Raja Grafindo Persada.
- Desi, Dona Elviana. 2018. *Pengaruh Perputaran Kas, Perputaran Persediaan dan Perputaran Piutang Terhadap Return On Assets (ROA) pada PT Indofood Sukses Makmur Tbk Periode 2008-2015*. Jurnal Ilmiah Ekonomi dan Bisnis. STIE Sakti Alam Kenciri. Vol 9, No 1 Mei 2018.

- Felany, Indah Ayu dan Saparila Worokinasih. 2018. *Pengaruh Perputaran Modal Kerja, Leverage, dan Likuiditas Terhadap Profitabilitas (Studi pada Perusahaan Sub Sektor Makanan dan Minuman yang Terdaftar di Bursa Efek Indonesia pada Tahun 2012-2016)*. Jurnal Administrasi Bisnis. Universitas Brawijaya Malang. Vol 58, No 2 Mei Tahun 2018.
- Fitria, Maya Ayu. 2015. *Pengaruh Modal Kerja, Likuiditas, Leverage Terhadap Profitabilitas Perusahaan Manufaktur yang Terdaftar di Bursa Efek Indonesia Periode 2009-2013*. Sekolah Tinggi Ilmu Ekonomi Perbanas Surabaya.
- Ghozali, Imam. 2016. *Aplikasi Analisis Mutivariate dengan Program SPSS 23*. Edisi Kedelapan. Semarang : Badan Penerbit Universitas Diponegoro.
- Gunawan, Imam. 2016. *Pengantar Statistika Inferensial*. Jakarta:PT Rajagrafindo Persada.
- Hayat, Atma, Muhammad Yamin Noch, Hamdani. 2018. *Manajemen Keuangan*. Medan: Madenatera.
- Kasmir, 2012. *Analisa Laporan Keuangan*. Jakarta: PT Raja Grafindo Persada.
- , 2016. *Analisis Laporan Keuangan*. Cetakan ke-8. Jakarta: PT Raja Grafindo Persada.
- Kurniawan Robert, Yuniarto Budi. 2016. *Analisis Regresi Dasar dan Penerapannya dengan R*. Jakarta : Kencana.
- Margaretha, Farah dan Khairunisa. 2016. *Pengaruh Struktur Modal dan Likuiditas Terhadap Profitabilitas Pada Usaha Kecil dan Menengah di Indonesia*. Jurnal Manajemen

- Bisnis. Universitas Trisakti Jakarta. Vol 11, No 2 Juli-Desember.
- Munawir. 2010. *Analisis Laporan Keuangan Edisi Kelima*. Yogyakarta: Liberty.
- Nurdiana, Diah. 2018. *Pengaruh Ukuran Perusahaan dan Likuiditas Terhadap Profitabilitas (perusahaan Real Estate Property yang Terdaftar di BEI tahun 2011-2015)*. LPPM UMSB. Vol.XII, No 2 Juli 2018.
- Riyanto, Bambang. 2009. *Dasar-Dasar Pembelajaran Perusahaan*. Cetakan Keenam, Edisi Keempat. Yogyakarta: BPFE-Yogyakarta.
- Rusmawati, Yunni. 2016. *Pengaruh Ukuran Perusahaan, Struktur Hutang dan Umur Perusahaan Terhadap Profitabilitas Pada Perusahaan Food and Beverages di Bursa Efek Indonesia Tahun 2012-2014*. Jurnal Penelitian Ekonomi dan Akuntansi. Universitas Lamongan. Vol 11, No 2 Juni 2016.
- Sitanggang, J.P. 2012. *Manajemen Keuangan Perusahaan Dilengkapi Soal dan Penyelesaian*. Jakarta: Mitra Wacana Media.
- , J.P. 2014. *Manajemen Keuangan Perusahaan Edisi 2*. Jakarta: Mitra Wacana Media.
- Sudana, I Made. 2015. *Manajemen Keuangan Perusahaan*. Jakarta: Erlangga.
- Sugiyono, 2017. *Metode Penelitian Kombinasi*. CV Alfabetha. Bandung.

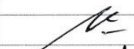





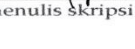


- Suharjo, Bambang. 2013. *Statistika Terapan Disertai Contoh Aplikasi dengan SPSS*. Yogyakarta: Graha Ilmu.
- Sulindawati, Niluh Gede Erni, Gede Ayu Yuniarta, I Gusti Ayu Purnamawati. 2017. *Manajemen Keuangan Sebagai Dasar Pengambilan Keputusan*. Depok: PT Rajagrafindo Persada.
- Supranto, J. 2008. *Statistik Teori dan Aplikasi Edisi ke Tujuh*. Jakarta: Erlangga.
- Wibowo, Agus dan Sri Wartini. 2012. *Efisiensi Modal Kerja, Likuiditas dan Leverage Terhadap Profitabilitas Pada Perusahaan Manufaktur di BEI*. *Jurnal Dinamika Manajemen*. Universitas Negeri Semarang. Vol 3, No1.

LAMPIRAN - LAMPIRAN

Lampiran 1 : Berita Acara Bimbingan Skripsi


BERITA ACARA BIMBINGAN SKRIPSI

1. Nama Mahasiswa : Mei Rahmawati Triutari
2. NIM : 151600199
3. Program Studi : Akuntansi
4. Tanggal Mengajukan Skripsi : 25 Oktober 2018
5. Judul Skripsi : Analisis Pengaruh Likuiditas, Ukuran Perusahaan dan Penggunaan Modal Kerja Terhadap Profitabilitas Pada PT Jasuindo Tiga Perkasa Tbk Periode Tahun 2010-2017
6. Dosen Pembimbing I : Drs.R.Bambang Dwi Waryanto,SE.,M.M
7. Dosen Pembimbing II : Rina Fariana, SE.,AK.,M.A
8. Konsultasi :

No	Tanggal	Paraf Pembimbing	Uraian/Kegiatan
1.	20/12/2018		ACC Judul
2.	25/12/2018		ACC Matrik
3.	05/01/2019		Revisi Bab 1-2
4.	14/01/2019		ACC Bab 1
5.	15/01/2019		Revisi Bab 2-3
6.	17/01/2019		ACC Bab 2-3
7.	26/06/2019		Revisi Bab 4
8.	11/07/2019		ACC Bab 4-5
9.	17/07/2019		ACC Artikel

9. Tanggal selesai menulis skripsi : 11 Juli 2019

Dosen Pembimbing 1,



Drs. R. Bambang Dwi Waryanto, SE, M.M
NIP: 1956050919830901001

Surabaya, 18 Juli 2019

Dosen Pembimbing 2,



Rina Fariana, SE, AK, M.A
NIP: 308655/197



UNIVERSITAS PGRI ADI BUANA SURABAYA
FAKULTAS EKONOMI

Kampus : Jl. Dukuh Menanggal XII/4, Telp. Fax. 031-8281183 Surabaya 60234
Website : <http://www.unpasby.ac.id>

BERITA ACARA
BIMBINGAN REVISI SKRIPSI

Nama : Mei Rahmawati Triyani
NIM / Program Studi : 15-160-0199 / Akuntansi
Judul Skripsi : Analisis Pengaruh Likuiditas, Ukuran Perusahaan dan Penggunaan Modal Kerja Terhadap Profitabilitas Pada PT Jasurindo Tiga Perkasa Tbk Periode Tahun 2010 - 2017
Tanggal Ujian Skripsi : 26 Juli 2019
Penguji : 1. M. Afrizal Mitadji, SE., AK, MSA, CA, Dr.
2. I Ketut Surabagiarta, Drs, SE, MM

No	Tanggal	Materi Konsultasi	Paraf Penguji
1	30/7/2019	Revisi aturan penulisan, konsep hal penutup	
2	5/8/2019	Atas aturan penulisan, konsep hal penutup	
3			
4			
5			
6			
7			
8			

Penguji I,

Dr. M. Afrizal Mitadji, SE, AK, MSA, CA, ACRA

Surabaya, 5 Agustus 2019
Penguji II,



**UNIVERSITAS PGRI ADI BUANA SURABAYA
FAKULTAS EKONOMI**

Kampus : Jl. Dukuh Menanggal XII/4 , Telp- Fax. 031-8281183 Surabaya 60234
Website : <http://www.unipasby.ac.id>

**BERITA ACARA
BIMBINGAN REVISI SKRIPSI**

Nama : Mei Rahmawati Triutari
 NIM / Program Studi : 15-160-0199 / Akuntansi
 Judul Skripsi : Analisis Pengaruh Likuiditas, Ukuran Perusahaan dan Penggunaan Modal kerja Terhadap Profitabilitas Pada PT Jasuindo Tiga Perkasa Tbk Periode Tahun 2010-2017
 Tanggal Ujian Skripsi : 26 Juli 2019
 Penguji : 1. M. Afrizal Miradji, SE., Ak, MSA, CA, Dr
2. Iketut Surabagiarta, Drs., SE, M.M

No	Tanggal	Materi Konsultasi	Paraf Penguji
1	26/7/19	bab I, II, III, IV - revisi	[Signature]
2	27/7/19	bab V - revisi	[Signature]
3	28/7/19	bab VI - revisi	[Signature]
4	29/7/19	bab VII - revisi	[Signature]
5			
6			
7			
8			

Penguji I,

Surabaya
Penguji II

26-07-19
[Signature]



**UNIVERSITAS PGRI ADI BUANA SURABAYA
FAKULTAS EKONOMI**

Jl. Dukuh Menanggal XII/4, Telp-Fax. 031-8281183 Surabaya 60234
Website: <http://www.fe.unipasby.ac.id>

DAFTAR HADIR PESERTA SEMINAR PROPOSAL

Judul : Analisis Pengaruh Likuiditas, Ukuran Perusahaan dan Penggunaan Modal Kerja Terhadap Profitabilitas Pada PT Jasuindo Tiga Perkasa Tbk Periode Tahun 2010-2017

Nama Pembicara : Mei Rahmawati Triutari
 NIM : 151600199
 Fakultas/Jurusan : Ekonomi/Akuntansi
 Angkatan : 2015
 Hari/Tanggal : Rabu, 06 Februari 2019
 Pukul :
 Dosen Pembimbing : 1. Drs. R. Bambang Dwi Waryanto, SE.MM.
 2. Rina Fariana, SE.Ak MA

NO	NAMA	NIM	PRODI	TANDA TANGAN
1	Amir Nur. H	151600017	AKUNTANSI	
2	EVA AGUSTIN	151600094	AKUNTANSI	
3	Moch Erwan. I	151600150	Akuntansi	
4	Norma Ika A	151600080	Akuntansi	
5	Septiana tri p	151600001	AKUNTANSI	
6	IIS Janatu .A.	151600035	Akuntansi	
7	Satriya Teguh P	151600098	— " —	
8	Rena Novkiana	151600042	— " —	
9	Twenty Apriliana	151600087	— " —	
10	Nita Anggraini P.S.	151600091	— " —	
11	Lia Paramita.A.	151600215	— " —	
12	Nur Dina f	151600213	— " —	
13	Halima Nur S	151600220	— " —	
14	Siti Terminah	151600191	Akuntansi	



UNIVERSITAS PGRI ADI BUANA SURABAYA
FAKULTAS EKONOMI
Jl. Dukuh Menanggal XII/4, Telp-Fax. 031-8281183 Surabaya 60234
Website: <http://www.fe.unipasby.ac.id>


15	Annisa salsabilah	151600226	Akuntansi	<i>Amr.</i>	
16	Helen Erky M	151600217	Akuntansi		<i>Helen</i>
17	Dwi Nolly F	151600223	Akuntansi	<i>Dolly</i>	
18					
19					
20					
21					
22					
23					
24					
25					
26					
27					
28					
29					
30					
31					
32					
33					
34					
35					
36					
37					
38					
39					
40					

Mengetahui,

Dosen Pembimbing I


Drs. R. Bambang Dwi W. SE.MM
NIP : 19560529.1983090.1.001

Dosen Pembimbing II


Rina Fariana, SE, Ak.MA
NPP : 1308665/DY



PT Jasuindo Tiga Perkasa Tbk Advancing Your Business Performance

No. : 084/JTP/SDM/e/XII/2018
Hal. : Surat Keterangan

Yang bertanda tangan di bawah ini:

Nama : Dyan Maharini
Jabatan : Manager PSDM
Alamat : Jl. Raya Lingkar Timur KM 1 Buduran
Sidoarjo

Degan ini menerangkan :

Nama : Mei Rahmawati Triutari
NIM : 151600199
Program Studi : Akutansi
Universitas : Universitas PGRI Adubuana Surabaya

Dijinkan untuk melakukan pengolahan data dengan menggunakan laporan keuangan PT. Jasuindo Tiga Perkasa Tbk. pada tahun 2010-2017 yang terpublish dalam website resmi PT. Jasuindo Tiga Perkasa Tbk. untuk keperluan penelitian akhir.

Demikian surat keterangan ini untuk dipergunakan sebagaimana mestinya.

Sidoarjo, 7 Desember 2018
Hormat kami,
PT. JASUINDO TIGA PERKASA Tbk



Dyan Maharini
Manager PSDM

SECURITY DOCUMENTS • CARD TECHNOLOGY • BUSINESS DOCUMENTS

SURABAYA
Jl. Raya Betto No. 21, Sediti - Sidoarjo 61253
Telp. (031) 8910919-8910944 (Hunting)
Fax. (031) 8910928
Jl. Raya Lingkar Timur
Desa Bayuraman, Buduran Sidoarjo 61252
Indonesia

JAKARTA
Gd. Office 8, Lt. 31 Unit B-E, SCBD Lot. 28
J. Jend. Sudirman Kav. 52/53
(Jl. Senopati Raya 88) Jakarta Selatan 12190
Telp. (021) 29333102 (Hunting)
Fax. (021) 29333102
website : www.jasuindo.co.id



Lampiran 5 : Variabel Penelitian

No.	Triwulan	WCT	CR	SIZE	ROA
1	31-Mar-10	1,65948	1,21665	11,31246	0,00838
2	30-Jun-10	3,91903	1,41003	11,38621	0,05955
3	30-Sep-10	9,34846	1,39196	11,31912	0,12379
4	31-Des-10	6,02312	2,29455	11,37360	0,31977
5	31-Mar-11	0,50564	2,10791	11,37688	0,00979
6	30-Jun-11	2,53909	1,56377	11,46350	0,04171
7	30-Sep-11	6,51686	1,42665	11,47593	0,09024
8	31-Des-11	8,50339	1,56397	11,49289	0,25619
9	31-Mar-12	0,67585	1,57953	11,47026	0,01399
10	30-Jun-12	1,81730	1,37832	11,56505	0,02659
11	30-Sep-12	2,74701	1,35963	11,62472	0,04526
12	31-Des-12	6,09760	1,37119	11,65002	0,09499
13	31-Mar-13	0,45646	1,44494	11,61777	0,00874
14	30-Jun-13	1,03257	1,28402	11,69054	0,00686
15	30-Sep-13	2,33794	1,18522	11,81661	0,02471
16	31-Des-13	7,29150	1,30030	11,75976	0,07085
17	31-Mar-14	0,68397	1,30558	11,76247	0,00754
18	30-Jun-14	1,51682	1,20241	11,91663	0,01241
19	30-Sep-14	4,45634	1,23056	11,90230	0,05637
20	31-Des-14	7,53134	1,37501	11,81877	0,08176
21	31-Mar-15	1,45783	1,18522	11,87380	0,00606
22	30-Jun-15	3,15132	1,10726	12,00697	0,01149
23	30-Sep-15	10,92045	1,05240	12,08185	0,02972
24	31-Des-15	13,27966	1,15930	11,94785	0,07365
25	31-Mar-16	1,22287	1,21955	11,98116	0,00957
26	30-Jun-16	2,59429	1,15305	12,05868	0,01419
27	30-Sep-16	4,86838	1,16290	12,11193	0,04088
28	31-Des-16	8,53992	1,29902	12,02207	0,07564
29	31-Mar-17	0,95280	1,32412	12,02834	0,00746
30	30-Jun-17	1,80574	1,28992	12,07711	0,01504
31	30-Sep-17	4,39335	1,16497	12,14312	0,02983
32	31-Des-17	16,89055	1,19131	12,00658	0,08072

WCT

No.	Triwulan		Penjualan	Aktiva Lancar	Hutang Lancar	Aktiva Lancar-Hutang Lancar	WCT
1	31-Mar-10		39.444.707.476	133.481.861.882	109.712.519.061	23.769.342.821	1,6594782520
2	30-Jun-10		187.986.151.323	164.951.867.616	116.984.403.148	47.967.464.468	3,9190345666
3	30-Sep-10		304.444.253.078	115.651.030.482	83.084.791.007	32.566.239.475	9,3484620265
4	31-Dec-10		445.985.712.545	131.243.719.049	57.198.102.869	74.045.616.180	6,0231210915
5	31-Mar-11		32.124.600.184	120.876.967.088	57.344.515.832	63.532.451.256	0,5056408111
6	30-Jun-11		146.177.233.347	159.688.740.472	102.118.110.180	57.570.630.292	2,5390938506
7	30-Sep-11		315.448.185.856	161.859.368.061	113.454.446.868	48.404.921.193	6,5168618827
8	31-Dec-11		507.421.787.155	165.481.338.790	105.808.434.233	59.672.904.557	8,5033867703
9	31-Mar-12		35.940.255.960	144.938.843.534	91.761.008.768	53.177.834.766	0,6758503071
10	30-Jun-12		106.388.534.746	213.284.154.147	154.741.969.399	58.542.184.748	1,8172969663
11	30-Sep-12		190.751.556.769	262.525.909.361	193.086.185.712	69.439.723.649	2,7470091577
12	31-Dec-12		418.784.326.886	253.706.138.543	185.025.999.833	68.680.138.710	6,0976045586
13	31-Mar-13		30.647.113.357	218.042.732.302	150.901.252.807	67.141.479.495	0,45664557348
14	30-Jun-13		67.370.888.978	294.970.650.556	229.724.795.343	65.245.855.213	1,0325696362
15	30-Sep-13		165.971.489.735	454.261.155.203	383.270.622.382	70.990.532.821	2,3379383580
16	31-Dec-13		596.623.436.140	354.299.383.839	272.474.915.767	81.824.468.072	7,2915039987
17	31-Mar-14		57.001.320.919	356.066.736.023	272.727.467.432	83.339.268.591	0,6839671368
18	30-Jun-14		153.556.211.889	601.382.801.934	500.147.399.100	101.235.402.834	1,5168232416
19	30-Sep-14		465.424.726.181	557.432.050.179	452.991.111.935	104.440.938.244	4,4563437863
20	31-Dec-14		833.710.099.854	405.884.233.923	295.185.525.658	110.698.708.265	7,5313444296
21	31-Mar-15		108.727.237.146	477.237.448.497	402.655.724.622	74.581.723.875	1,4578268173
22	30-Jun-15		218.874.724.657	717.015.361.060	647.560.511.388	69.454.849.672	3,1513238556
23	30-Sep-15		476.326.337.588	876.011.541.179	832.393.720.808	43.617.820.371	10,9204525475
24	31-Dec-15		984.501.789.334	539.531.116.658	465.395.040.873	74.136.075.785	13,2796587749
25	31-Mar-16		136.959.387.126	622.129.780.363	510.131.020.946	111.998.759.417	1,2228652160
26	30-Jun-16		280.941.193.784	815.868.710.582	707.576.731.962	108.291.978.620	2,5942936620
27	30-Sep-16		657.943.900.362	964.765.547.464	829.619.064.336	135.146.483.128	4,8683760401
28	31-Dec-16		1.115.698.720.743	567.557.201.858	436.912.076.709	130.645.125.149	8,5399184965
29	31-Mar-17		136.953.167.397	587.208.510.627	443.470.433.507	143.738.077.120	0,9527967129
30	30-Jun-17		292.852.155.470	721.570.029.529	559.391.852.763	162.178.176.766	1,8057432961
31	30-Sep-17		568.126.183.521	913.190.195.873	783.875.179.588	129.315.016.285	4,3933504387
32	31-Dec-17		1.233.452.181.548	454.745.421.096	381.719.262.877	73.026.158.219	16,8905528051

CR

No.	Triwulan	Aktiva Lancar	Hutang Lancar	CR
1	31-Mar-10	133.481.861.882	109.712.519.061	1,2166511445
2	30-Jun-10	164.951.867.616	116.984.403.148	1,4100329888
3	30-Sep-10	115.651.030.482	83.084.791.007	1,3919639092
4	31-Dec-10	131.243.719.049	57.198.102.869	2,2945467151
5	31-Mar-11	120.876.967.088	57.344.515.832	2,1079080595
6	30-Jun-11	159.688.740.472	102.118.110.180	1,5637651362
7	30-Sep-11	161.859.368.061	113.454.446.868	1,4266463107
8	31-Dec-11	165.481.338.790	105.808.434.233	1,5639711521
9	31-Mar-12	144.938.843.534	91.761.008.768	1,5795253941
10	30-Jun-12	213.284.154.147	154.741.969.399	1,3783213111
11	30-Sep-12	262.525.909.361	193.086.185.712	1,3596307182
12	31-Dec-12	253.706.138.543	185.025.999.833	1,3711918259
13	31-Mar-13	218.042.732.302	150.901.252.807	1,4449365280
14	30-Jun-13	294.970.650.556	229.724.795.343	1,2840174702
15	30-Sep-13	454.261.155.203	383.270.622.382	1,1852229956
16	31-Dec-13	354.299.383.839	272.474.915.767	1,3003009207
17	31-Mar-14	356.066.736.023	272.727.467.432	1,3055771
18	30-Jun-14	601.382.801.934	500.147.399.100	1,2024111352
19	30-Sep-14	557.432.050.179	452.991.111.935	1,2305584712
20	31-Dec-14	405.884.233.923	295.185.525.658	1,3750140120
21	31-Mar-15	477.237.448.497	402.655.724.622	1,1852245462
22	30-Jun-15	717.015.361.060	647.560.511.388	1,1072561536
23	30-Sep-15	876.011.541.179	832.393.720.808	1,0524004678
24	31-Dec-15	539.531.116.658	465.395.040.873	1,1592970902
25	31-Mar-16	622.129.780.363	510.131.020.946	1,2195490076
26	30-Jun-16	815.868.710.582	707.576.731.962	1,1530462687
27	30-Sep-16	964.765.547.464	829.619.064.336	1,1629018533
28	31-Dec-16	567.557.201.858	436.912.076.709	1,2990192584
29	31-Mar-17	587.208.510.627	443.470.433.507	1,3241209927
30	30-Jun-17	721.570.029.529	559.391.852.763	1,2899187322
31	30-Sep-17	913.190.195.873	783.875.179.588	1,1649688875
32	31-Dec-17	454.745.421.096	381.719.262.877	1,1913085488

SIZE

No.	Triwulan	Total Aset	SIZE
1	31-Mar-10	205.331.666.572	11,3124559321
2	30-Jun-10	243.338.296.187	11,3862104629
3	30-Sep-10	208.505.441.410	11,3191173933
4	31-Des-10	236.371.491.237	11,3735950951
5	31-Mar-11	238.167.679.136	11,3768828246
6	30-Jun-11	290.738.694.919	11,4635028366
7	30-Sep-11	299.176.107.050	11,4759269067
8	31-Des-11	311.095.015.357	11,4928930525
9	31-Mar-12	295.298.720.077	11,4702615646
10	30-Jun-12	367.321.135.836	11,5650459186
11	30-Sep-12	421.422.510.123	11,6247177296
12	31-Des-12	446.703.439.537	11,6500192965
13	31-Mar-13	414.735.408.646	11,6177711155
14	30-Jun-13	490.391.157.417	11,6905426305
15	30-Sep-13	655.557.906.211	11,8166110595
16	31-Des-13	575.115.523.377	11,7597550901
17	31-Mar-14	578.720.521.699	11,7624688829
18	30-Jun-14	825.332.249.447	11,9166288153
19	30-Sep-14	798.551.153.624	11,9023027414
20	31-Des-14	658.820.143.958	11,8187668696
21	31-Mar-15	747.818.564.975	11,8737962425
22	30-Jun-15	1.016.186.960.999	12,0069736180
23	30-Sep-15	1.207.392.329.309	12,0818484124
24	31-Des-15	886.846.976.750	11,9478486899
25	31-Mar-16	957.542.544.146	11,9811580790
26	30-Jun-16	1.144.671.907.619	12,0586810245
27	30-Sep-16	1.293.985.177.840	12,1119293017
28	31-Des-16	1.052.131.760.706	12,0220701308
29	31-Mar-17	1.067.438.387.645	12,0283428170
30	30-Jun-17	1.194.299.585.837	12,0771132817
31	30-Sep-17	1.390.327.238.031	12,1431170311
32	31-Des-17	1.015.271.044.216	12,0065820002

ROA

No.	Triwulan	Laba Bersih Tahun Berjalan	Total Aktiva	ROA
1	31-Mar-10	1.721.145.500	205.331.666.572	0,0083822702
2	30-Jun-10	14.489.738.309	243.338.296.187	0,0595456553
3	30-Sep-10	25.811.600.593	208.505.441.410	0,1237934148
4	31-Des-10	75.583.420.902	236.371.491.237	0,3197653850
5	31-Mar-11	2.331.832.064	238.167.679.136	0,0097907158
6	30-Jun-11	12.127.674.277	290.738.694.919	0,0417133133
7	30-Sep-11	26.998.715.201	299.176.107.050	0,0902435541
8	31-Des-11	79.699.271.940	311.095.015.357	0,2561894855
9	31-Mar-12	4.131.376.113	295.298.720.077	0,0139904979
10	30-Jun-12	9.767.626.022	367.321.135.836	0,0265915164
11	30-Sep-12	19.073.211.031	421.422.510.123	0,0452591178
12	31-Des-12	42.431.806.013	446.703.439.537	0,0949887605
13	31-Mar-13	3.623.817.641	414.735.408.646	0,0087376616
14	30-Jun-13	3.362.396.521	490.391.157.417	0,0068565603
15	30-Sep-13	16.198.194.603	655.557.906.211	0,0247090218
16	31-Des-13	40.744.251.183	575.115.523.377	0,0708453337
17	31-Mar-14	4.364.659.467	578.720.521.699	0,0075419124
18	30-Jun-14	10.242.013.379	825.332.249.447	0,0124095640
19	30-Sep-14	45.012.417.808	798.551.153.624	0,0563676073
20	31-Des-14	53.864.739.017	658.820.143.958	0,0817593990
21	31-Mar-15	4.532.457.368	747.818.564.975	0,0060609051
22	30-Jun-15	11.678.215.220	1.016.186.960.999	0,0114921916
23	30-Sep-15	35.881.440.837	1.207.392.329.309	0,0297181289
24	31-Des-15	65.315.606.173	886.846.976.750	0,0736492404
25	31-Mar-16	9.166.904.566	957.542.544.146	0,0095733653
26	30-Jun-16	16.237.848.111	1.144.671.907.619	0,0141855915
27	30-Sep-16	52.901.792.100	1.293.985.177.840	0,0408828424
28	31-Des-16	79.580.165.369	1.052.131.760.706	0,0756370716
29	31-Mar-17	7.959.843.844	1.067.438.387.645	0,0074569586
30	30-Jun-17	17.961.004.440	1.194.299.585.837	0,0150389439
31	30-Sep-17	41.469.402.476	1.390.327.238.031	0,0298270805
32	31-Des-17	81.951.350.420	1.015.271.044.216	0,0807186917

Lampiran 6 : Hasil Uji Asumsi Klasik

1. Uji Normalitas

One-Sample Kolmogorov-Smirnov Test

		Unstandardized Residual
N		32
Normal Parameters ^{a,b}	Mean	,0000000
	Std. Deviation	,32430387
Most Extreme Differences	Absolute	,121
	Positive	,075
	Negative	-,121
Test Statistic		,121
Asymp. Sig. (2-tailed)		,200 ^{c,d}

a. Test distribution is Normal.

b. Calculated from data.

c. Lilliefors Significance Correction.

d. This is a lower bound of the true significance.

2. Uji Multikolinieritas

Coefficients^a

Model		Unstandardized Coefficients		Standardized Coefficients	t	Sig.	Collinearity Statistics	
		B	Std. Error	Beta			Tolerance	VIF
1	(Constant)	3,971	9,426		,421	,677		
	LN_X1	1,033	,063	,925	16,371	,000	,958	1,044
	LN_X2	2,925	,526	,437	5,561	,000	,495	2,018
	LN_X3	-3,833	3,783	-,079	-1,013	,320	,503	1,987

a. Dependent Variable: LN_Y

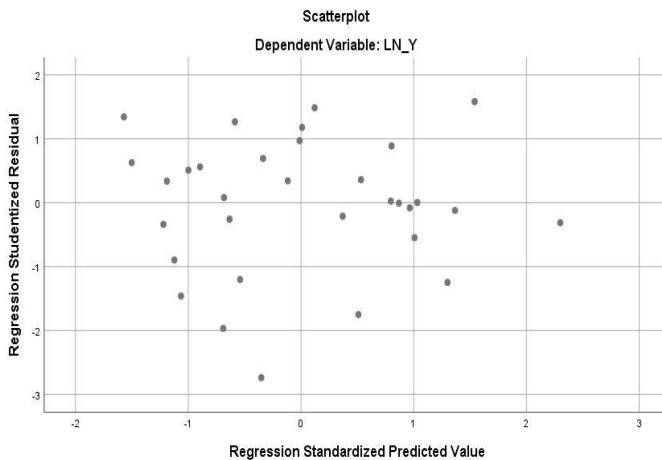
3. Uji Autokorelasi

Runs Test

	Unstandardized Residual
Test Value ^a	,00478
Cases < Test Value	16
Cases >= Test Value	16
Total Cases	32
Number of Runs	13
Z	-1,258
Asymp. Sig. (2-tailed)	,208

a. Median

4. Uji Heteroskedastisitas



5. Uji Analisis Regresi Linier Berganda

Coefficients^a

Model		Unstandardized Coefficients		Standardized Coefficients	t	Sig.	Collinearity Statistics	
		B	Std. Error	Beta			Tolerance	VIF
1	(Constant)	3,971	9,426		,421	,677		
	LN_X1	1,033	,063	,925	16,371	,000	,958	1,044
	LN_X2	2,925	,526	,437	5,561	,000	,495	2,018
	LN_X3	-3,833	3,783	-,079	-1,013	,320	,503	1,987

a. Dependent Variable: LN_Y

6. Uji F

ANOVA^a

Model		Sum of Squares	df	Mean Square	F	Sig.
1	Regression	34,772	3	11,591	99,542	,000 ^b
	Residual	3,260	28	,116		
	Total	38,033	31			

a. Dependent Variable: LN_Y

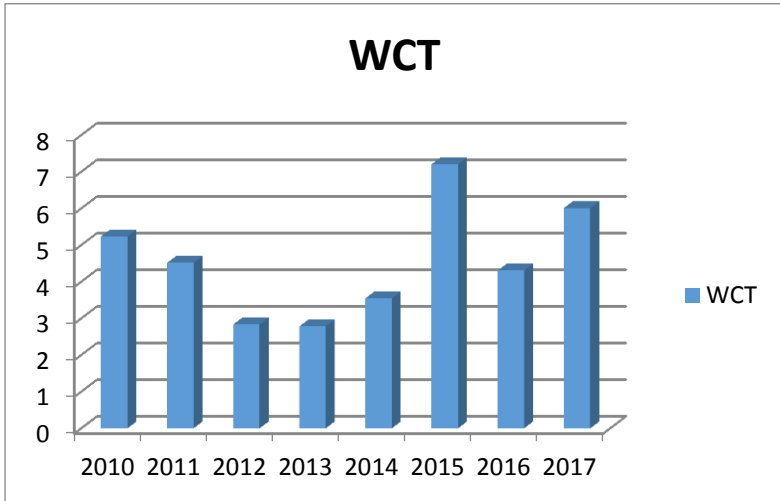
b. Predictors: (Constant), LN_X3, LN_X1, LN_X2

Lampiran 7 : Rata-rata Variabel

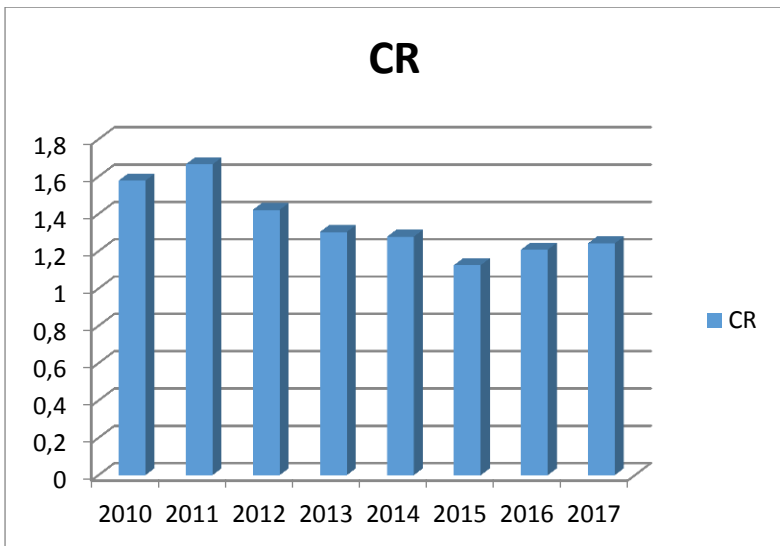
Rata-Rata Variabel :

TAHUN	WCT	CR	SIZE	ROA
2010	5,23752	1,57830	11,34784	0,12787
2011	4,51625	1,66557	11,45230	0,09948
2012	2,83444	1,42217	11,57751	0,04521
2013	2,77962	1,30362	11,72117	0,02779
2014	3,54712	1,27839	11,85004	0,03952
2015	7,20232	1,12604	11,97762	0,03023
2016	4,30636	1,20863	12,04346	0,03507
2017	6,01061	1,24258	12,06379	0,03326

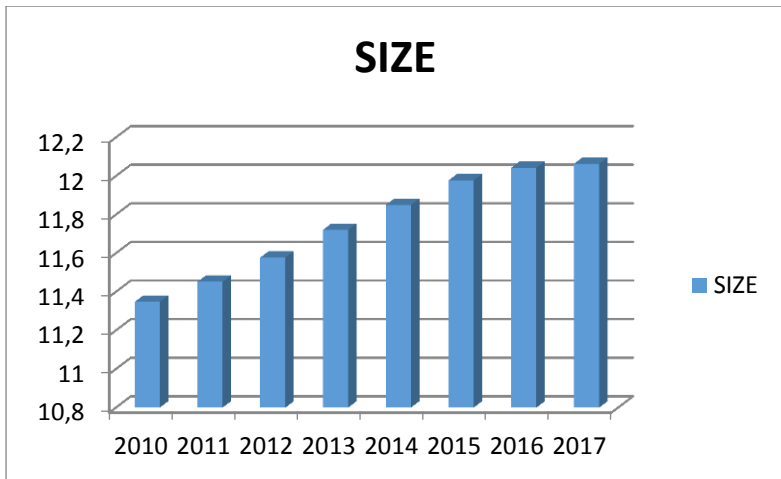
Grafik Rata-rata WCT



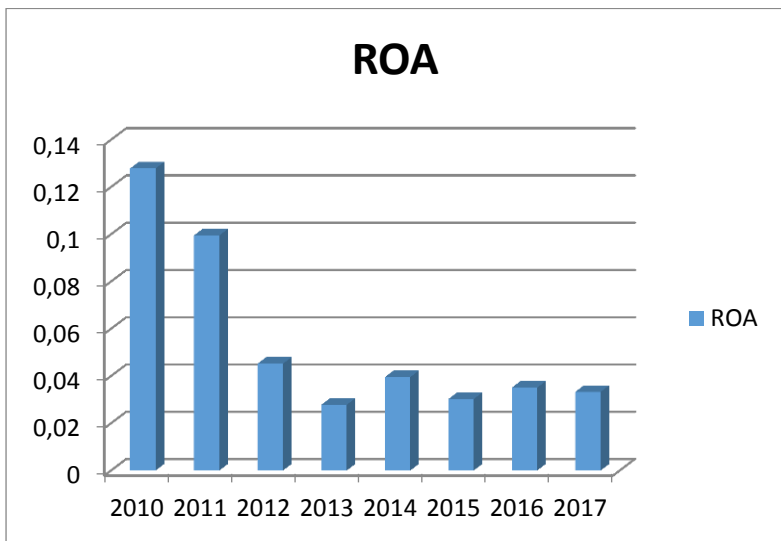
Grafik Rata-rata CR



Grafik Rata-rata Size



Grafik Rata-rata ROA



Lampiran 8 : Data Keuangan Perusahaan

Triwulan	Aktiva Lancar	Total Aktiva	Hutang Lancar	Penjualan	Laba Bersih Tahun Berjalan
31-Mar-10	133.481.861.882	205.331.666.572	109.712.519.061	39.444.707.476	1.721.145.500
30-Jun-10	164.951.867.616	243.338.296.187	116.984.403.148	187.986.151.323	14.489.738.309
30-Sep-10	115.651.030.482	208.505.441.410	83.084.791.007	304.444.253.078	25.811.600.593
31-Dec-10	131.243.719.049	236.371.491.237	57.198.102.869	445.985.712.545	75.583.420.902
31-Mar-11	120.876.967.088	238.167.679.136	57.344.515.832	32.124.600.184	2.331.832.064
30-Jun-11	159.688.740.472	290.738.694.919	102.118.110.180	146.177.233.347	12.127.674.277
30-Sep-11	161.859.368.061	299.176.107.050	113.454.446.868	315.448.185.856	26.998.715.201
31-Dec-11	165.481.338.790	311.095.015.357	105.808.434.233	507.421.787.155	79.699.271.940
31-Mar-12	144.938.843.534	295.298.720.077	91.761.008.768	35.940.255.960	4.131.376.113
30-Jun-12	213.284.154.147	367.321.135.836	154.741.969.399	106.388.534.746	9.767.626.022
30-Sep-12	262.525.909.361	421.422.510.123	193.086.185.712	190.751.556.769	19.073.211.031
31-Dec-12	253.706.138.543	446.703.439.537	185.025.999.833	418.784.326.886	42.431.806.013
31-Mar-13	218.042.732.302	414.735.408.646	150.901.252.807	30.647.113.357	3.623.817.641
30-Jun-13	294.970.650.556	490.391.157.417	229.724.795.343	67.370.888.978	3.362.396.521
30-Sep-13	454.261.155.203	655.557.906.211	383.270.622.382	165.971.489.735	16.198.194.603
31-Dec-13	354.299.383.839	575.115.523.377	272.474.915.767	596.623.436.140	40.744.251.183
31-Mar-14	356.066.736.023	578.720.521.699	272.727.467.432	57.001.320.919	4.364.659.467
30-Jun-14	601.382.801.934	825.332.249.447	500.147.399.100	153.556.211.889	10.242.013.379
30-Sep-14	557.432.050.179	798.551.153.624	452.991.111.935	465.424.726.181	45.012.417.808
31-Dec-14	405.884.233.923	658.820.143.958	295.185.525.658	833.710.099.854	53.864.739.017
31-Mar-15	477.237.448.497	747.818.564.975	402.655.724.622	108.727.237.146	4.532.457.368
30-Jun-15	717.015.361.060	1.016.186.960.999	647.560.511.388	218.874.724.657	11.678.215.220
30-Sep-15	876.011.541.179	1.207.392.329.309	832.393.720.808	476.326.337.588	35.881.440.837
31-Dec-15	539.531.116.658	886.846.976.750	465.395.040.873	984.501.789.334	65.315.606.173
31-Mar-16	622.129.780.363	957.542.544.146	510.131.020.946	136.959.387.126	9.166.904.566
30-Jun-16	815.868.710.582	1.144.671.907.619	707.576.731.962	280.941.193.784	16.237.848.111
30-Sep-16	964.765.547.464	1.293.985.177.840	829.619.064.336	657.943.900.362	52.901.792.100
31-Dec-16	567.557.201.858	1.052.131.760.706	436.912.076.709	1.115.698.720.743	79.580.165.369
31-Mar-17	587.208.510.627	1.067.438.387.645	443.470.433.507	136.953.167.397	7.959.843.844
30-Jun-17	721.570.029.529	1.194.299.585.837	559.391.852.763	292.852.155.470	17.961.004.440
30-Sep-17	913.190.195.873	1.390.327.238.031	783.875.179.588	568.126.183.521	41.469.402.476
31-Dec-17	454.745.421.096	1.015.271.044.216	381.719.262.877	1.233.452.181.548	81.951.350.420